
Sea turtles in the Mediterranean Region

MTSG Regional Report 2018



© Sea Turtle Photography/Kostas Papafitsoros

Edited by

Sandra Hochscheid, Yakup Kaska and Aliko Panagopoulou

Recommended citation for this report:

Hochscheid, S., Kaska, Y. and Panagopoulou, A. (Eds.) (2018). *Sea Turtles in the Mediterranean Region: MTSG Annual Regional Report 2018*. Draft Report of the IUCN-SSC Marine Turtle Specialist Group, 2018.

Recommended citation for a chapter of this report:

AUTHORS (2018). CHAPTER-TITLE. In: Hochscheid, S., Kaska, Y. and Panagopoulou, A. (Eds.). *Sea Turtles in the Mediterranean Region: MTSG Annual Regional Report 2018*. Draft Report of the IUCN-SSC Marine Turtle Specialist Group, 2018.

Table of Contents

REGIONAL OVERVIEW	7
General remarks.....	7
1. RMU: Loggerhead turtle (<i>Caretta caretta</i>) Mediterranean	9
1.1. Distribution, abundance, trends	9
1.2. Other biological data.....	9
1.3. Threats.....	9
1.4. Conservation.....	9
2. RMU: Green turtle (<i>Chelonia mydas</i>) Mediterranean.....	10
2.1. Distribution, abundance, trends	10
2.2. Other biological data.....	10
2.3. Threats.....	10
2.4. Conservation.....	10
3. RMU: Leatherback Turtle (<i>Dermochelys coriacea</i>) Atlantic (unknown)	10
3.1. Distribution, abundance, trends	10
3.2. Threats.....	10
4. Other species	11
Conservation and research priorities, available resources.....	11
CYPRUS 22	
Cyprus-Region A.....	23
General remarks.....	23
1. RMU: Loggerhead Turtle (<i>Caretta caretta</i>) Mediterranean	23
1.1. Distribution, abundance, trends	23
1.2. Other biological data.....	24
1.3. Threats.....	24
1.4. Conservation (both <i>Caretta caretta</i> and <i>Chelonia mydas</i> covered)	25
1.5. Research	26
2. RMU: Green turtle (<i>Chelonia mydas</i>) Mediterranean.....	27
2.1. Distribution, abundance, trends	27
2.2. Other biological data.....	27
2.3. Threats.....	28
Cyprus-Region B.....	50
General remarks.....	50
1. RMU: Loggerhead Turtle (<i>Caretta caretta</i>) Mediterranean	50
1.1. Distribution, abundance, trends	50

1.1.2. Marine areas.....	50
1.2. Other biological data.....	51
1.3. Threats.....	51
2. RMU: Green turtle (<i>Chelonia mydas</i>) Mediterranean.....	53
2.1. Distribution, abundance, trends	53
2.2. Other biological data.....	53
2.3. Threats.....	53
3. RMU: Leatherback turtle (<i>Dermochelys coriacea</i>) Atlantic (unknown).....	54
GREECE	69
1. RMU: Loggerhead Turtle (<i>Caretta caretta</i>) Mediterranean	69
1.1. Distribution, abundance, trends	69
1.2. Other biological data.....	71
1.3. Threats.....	71
1.4. Conservation.....	71
1.5. Research	72
2. RMU: Green turtle (<i>Chelonia mydas</i>) Mediterranean.....	72
2.1. Distribution, abundance, trends	72
2.2. Other biological data.....	73
2.3. Threats.....	73
2.4. Conservation.....	73
2.5. Research	73
3. RMU: Leatherback turtle (<i>Dermochelys coriacea</i>) Atlantic (unknown).....	73
3.1. Distribution, abundance, trends	73
3.2. Other biological data.....	73
3.3. Threats.....	73
3.4. Conservation.....	73
3.5. Research	73
ISRAEL	89
ITALY	95
1. RMU: Loggerhead Turtle (<i>Caretta caretta</i>) Mediterranean	96
1.1. Distribution, abundance, trends	96
1.1.2. Marine Areas	96
1.2. Other biological data.....	97
1.3. Threats.....	97
1.4. Conservation.....	97
1.5. Research	97
2. RMU: Loggerhead Turtle (<i>Caretta caretta</i>) North West Atlantic.....	98

2.1.	Distribution, abundance, trends	98
2.2.	Other biological data.....	98
2.3.	Threats.....	98
2.4.	Conservation.....	98
2.5.	Research	98
3.	RMU: Green Turtle (<i>Chelonia mydas</i>) Mediterranean	98
3.1.	Distribution, abundance, trends	98
3.2.	Other biological data.....	98
3.3.	Threats.....	98
3.4.	Conservation.....	98
3.5.	Research	98
4.	RMU: Leatherback Turtle (<i>Dermochelys coriacea</i>) Atlantic (unknown)	99
4.1.	Distribution, abundance, trends	99
4.2.	Other biological data.....	99
4.3.	Threats.....	99
4.4.	Conservation.....	99
4.5.	Research	99
MOROCCO 119		
SPAIN 125		
1.	RMU: Loggerhead Turtle (<i>Caretta caretta</i>) Mediterranean	125
1.1.	Distribution, abundance, trends	125
1.2.	Other biological data.....	125
1.3.	Threats.....	125
2.	RMU: Loggerhead Turtle (<i>Caretta caretta</i>) Northwestern Atlantic	127
2.1.	Distribution, abundance, trends	127
2.2.	Other biological data.....	127
2.3.	Threats.....	127
3.	RMU: Loggerhead Turtle (<i>Caretta caretta</i>) Northeastern Atlantic	127
3.1.	Distribution, abundance, trends	127
3.2.	Other biological data.....	128
3.3.	Threats.....	128
4.	RMU: Green turtle (<i>Chelonia mydas</i>) East Atlantic.....	128
4.1.	Distribution, abundance, trends	128
4.2.	Other biological data.....	128
4.3.	Threats.....	128
5.	RMU: Green turtle (<i>Chelonia mydas</i>) Atlantic South Caribbean.....	129
5.1.	Distribution, abundance, trends	129

5.2.	Other biological data.....	129
5.3.	Threats.....	129
6.	RMU: Kemp's ridley (<i>Lepidochelys kempii</i>) Atlantic.....	129
6.1.	Distribution, abundance, trends	129
6.2.	Other biological data.....	130
6.3.	Threats.....	130
7.	RMU: Olive ridley (<i>Lepidochelys olivacea</i>) Atlantic East or Atlantic West.....	130
7.1.	Distribution, abundance, trends	130
8.	RMU: Leatherback turtle (<i>Dermochelys coriacea</i>) Atlantic NorthWest	130
8.1.	Distribution, abundance, trends	130
8.2.	Other biological data.....	130
8.3.	Threats.....	130
9.	RMU: Hawksbill turtle (<i>Eretmochelys imbricata</i>) Southwest Indian	130
9.1.	Distribution, abundance, trends	130
TUNISIA		143
1.	RMU: Loggerhead turtle (<i>Caretta caretta</i>) Mediterranean.....	143
1.1.	Distribution, abundance, trends	143
1.2.	Other biological data.....	147
1.3.	Threats.....	147
1.4.	Conservation.....	149
1.5.	Research	149
TURKEY		158
1.	RMU: Loggerhead turtle (<i>Caretta caretta</i>) Mediterranean.....	158
2.	RMU: Green turtle (<i>Chelonia mydas</i>) Mediterranean.....	161

REGIONAL OVERVIEW

Sandra Hochscheid¹, Yakup Kaska², Aliko Panagopoulou^{3,4}

¹ Stazione Zoologica Anton Dohrn, Marine Turtle Research Centre, Via Nuova Macello, 80055 Portici, Italy

² Pamukkale University, Faculty of Arts and Sciences, Department of Biology, Denizli, Turkey

³ ARCHELON, the Sea Turtle Protection Society, Athens, Greece

⁴ The Leatherback Trust, Fort Wayne, Indiana, USA

General remarks

The Marine Turtle Specialist Groups Regional Reporting initiative aims to gather information from all all Regional Management Units (RMUs) updating on the current status and knowledge for all sea turtle populations (RMUs) in such a manner that it is presented in a standardized form and made available to the public. In the case of the Mediterranean Region, which is the focus of the present report it is essentially an update of the previous report, published in 2010 ([http://iucn-
mtsg.org/publications/med-report/](http://iucn-mtsg.org/publications/med-report/)).

The Mediterranean Sea is a semi-enclosed sea connected with the Atlantic Ocean through the Strait of Gibraltar and the Red Sea via the Suez Canal. It has a coastline of 46,000 km and is surrounded by 21 countries. Three species of sea turtle frequent the Mediterranean: loggerheads (*Caretta caretta*), greens (*Chelonia mydas*) and leatherbacks (*Dermochelys coriacea*). There are also occasional encounters of olive and Kemp's ridleys (*Lepidochelys olivacea* and *Lepidochelys kempii*). Loggerheads and greens are the only two species with established populations in the region, belonging to 2 separate RMUs (CC- Med and CM- Med). The region is also visited by loggerheads from the North Atlantic and North-east Atlantic RMUs (Casale et al., 2018). Leatherback turtles are rare, but regular visitors as they enter the Mediterranean through the Strait of Gibraltar in search of food (DC-ATL, not known which Atlantic RMU).

The current report presents updated data following the updated guidelines provided by the MTSG Co-Chairs, where each country is represented as an independent chapter (Country and Regional Overview), structured according to a predetermined outline and a standard spreadsheet of tables. All data presented originate from published sources – no anecdotal reports are included. Published data are those that have already appeared in any type of material that can be cited (including gray literature, internal reports in any language, etc.).

MTSG members from each country in the Mediterranean were asked to provide Excel files following templates provided. A total of 8 out of 21 Mediterranean countries turned in information which is included in the present report: Italy, Greece, Turkey, Cyprus, Israel, Morocco, Tunisia, Spain (Table 2). Cyprus is represented as a single chapter consisting of region A and region B. All other countries are referred to information included in the original Mediterranean report (2010) ([http://iucn-
mtsg.org/publications/med-report/](http://iucn-
mtsg.org/publications/med-report/)).

Table 1. Overview of Mediterranean Country Chapters and Information submitted

Country	Country abbreviations used in main table (Table 2)	INCLUDED IN PRESENT REPORT (YES/NO)
Albania	AL	NO
Algeria	AG	NO
BOSNIA & HERZEGOVINA	BH	NO
Croatia	HR	NO
Cyprus		
Region A	CY_A	YES
Region B	CY_B	YES
Egypt	EG	NO
France	FR	NO
Greece	GR	YES
Israel	IL	YES
Italy	IT	YES
Lebanon	LB	NO
Libya	LY	NO
Malta	MT	NO
Monaco	MC	NO
Montenegro	MG	NO
Morocco	MA	YES
Slovenia	SI	NO
Spain	ES	YES
Syria	SY	NO
Tunisia	TN	YES
Turkey	TR	YES

1. RMU: Loggerhead turtle (*Caretta caretta*) Mediterranean

1.1. Distribution, abundance, trends

1.1.1. Nesting sites

Nesting activity is concentrated in the Eastern Mediterranean basin with Greece, Turkey and Cyprus exhibiting the highest levels of nesting. Libya is probably a site of high levels of nesting activity (Hamza, 2010; Casale et al., In Press), however most of its 1,450 km coastline of mostly sandy beaches has not yet been fully assessed. Secondary nesting sites are found in Tunisia and Israel, while there are no recent reports on other countries where some nesting is known to occur such as Lebanon, and Egypt. In recent years, loggerhead turtles are consistently exhibiting low levels of nesting activity at locations in the western Mediterranean basin (Spain, Italy as per the present report, but also France and Malta). As per the data included in this report, 8,653 – 11,638 loggerhead turtle clutches are documented annually at 25 “major” (>20 nests/yr AND >10 nests/km yr) and 72 “minor” (<20 nests/yr OR <10 nests/km yr) nesting sites (Table 2) totalling 926.7 km. Based on an Estimated Clutch Frequency of 2 nests/female/season, this corresponds to approximately 1,822 nesting females per year.

1.1.2. Marine areas

Loggerhead turtles can be encountered throughout the entire Mediterranean region. The highest density of loggerhead turtles appears to occur in the westernmost part of the Mediterranean Sea (from the Alboran Sea to the Balearic Islands), the Sicily Straight, the Ionian sea, the Gulf of Gabès in Tunisia, the Adriatic Sea, and the south-east coast of Turkey. Juvenile loggerheads originating from the Atlantic rookeries mostly remain within the westernmost part of the Mediterranean.

1.2. Other biological data

Age at sexual maturity for loggerheads has been estimated at 21-34 years. Average clutch size is 110 eggs and mean hatching success ranges between 56 and 86%. A comprehensive review including all most recent research on loggerhead and green turtles is included in Casale et al. (2018).

1.3. Threats

1.3.1. Nesting sites

Coastal development and associated activities as well as non-human predation continue to persist as threats at all countries where nesting occurs (Table 2).

1.3.2. Marine habitats

The negative impact of the incidental capture of turtles in fishing gear persists as a highly important threat, with recent studies estimating total annual number of captures to 132,000 resulting in 44,000 deaths per year for all gear combined. Intentional killings of turtles are reported for all countries that submitted updated reports, highlighting the probably significant impact of small-scale fisheries. Boat strikes, marine debris pollution and chemical pollutants constitute additional threats (Table 2).

1.3.3. Other threats

Climate change is a potential threat to sea turtle populations that has not yet been fully assessed. A more detailed analysis containing the most updated information is included in review paper (Casale et al., 2018).

1.4. Conservation

Protection status

All sea turtle species are protected throughout the Mediterranean region. For more details, see country chapters and the Med Turtle report published in 2010 (Casale and Margaritoulis, eds.).

Monitoring and conservation projects occur in most countries throughout the Mediterranean. Conservation projects typically involve monitoring of nesting activity (53 sites representing 41% of the total nesting effort reported annually), mitigation of threats at terrestrial and marine habitats, education programs, collaborative projects with fisheries. More information is provided at individual chapters within this report and at the Med Turtle report published in 2010 (Casale and Margaritoulis, eds.).

2. RMU: Green turtle (*Chelonia mydas*) Mediterranean

2.1. Distribution, abundance, trends

2.1.1. Nesting sites

Most clutches are deposited in Turkey, Cyprus and Syria (Table 2). Based on the current updated report, between 1,164 and 2,674 green turtle clutches are laid annually in 12 “major” and 53 “minor” nesting sites in Turkey, Cyprus, and Israel. There are no updated data on Lebanon, Syria and Egypt where green turtle nesting is known to occur. Based on an Estimated Clutch Frequency of 3 nests/female/season, this corresponds to approximately 784 nesting females per year.

2.1.2. Marine areas

Green turtles occupy mostly the Levantine basin (Turkey, Syria, Cyprus, Lebanon, Israel, Egypt) and are known to have developmental habitats in Albania and Greece (Casale et al., 2018).

Past distribution and abundance

The green turtle populations of the Mediterranean are thought to be decimated as the result of exploitation during the first half of the 20th century. Monitoring studies show an upward trend in nesting activity reflecting an increase in adult female individuals.

2.2. Other biological data

Age at sexual maturity for remains unknown for green turtle populations in the Mediterranean. Average clutch size is 114 eggs and mean hatching success ranges between 70 and 77%. A comprehensive review including all most recent research on loggerhead and green turtles is included in review paper (Casale et al., 2018).

2.3. Threats

Green turtles share the same threats with loggerhead turtles (Table 2).

2.4. Conservation

Monitoring and conservation projects occur in all countries with green turtle nesting activity (except for Syria where their conservation status is unknown). Conservation projects typically involve monitoring of nesting activity (45 sites representing 90% of the total nesting effort reported annually), mitigation of threats at terrestrial and marine habitats, education programs, collaborative projects with fisheries. More information is provided at individual chapters within this report and at the Med Turtle report published in 2010 (Casale and Margaritoulis, eds.).

Protection Status

All sea turtle species are protected throughout the Mediterranean region. For more details, see country chapters and the Med Turtle report published in 2010 (Casale and Margaritoulis, eds.).

Conservation Priorities

A comprehensive list on conservation priorities is provided in the comprehensive review: (Casale et al., 2018)

3. RMU: Leatherback Turtle (*Dermochelys coriacea*) Atlantic (unknown)

3.1. Distribution, abundance, trends

Leatherback turtles encountered in the Mediterranean originate from the Atlantic RMUs. Leatherback encounters are reported in almost every Mediterranean country. They constitute a rare, but regular visitor to the region, where they enter presumably in search of food. There are no estimates on numbers of individuals entering the Mediterranean and most encounters are documented as bycatch.

Past distribution and abundance

No data available

3.2. Threats

Leatherback turtles do not have any terrestrial habitats in the region. However they share the same threats as loggerhead and green turtle populations, especially the negative impact resulting from their incidental capture in fishing gear. They are also particularly prone to marine debris, as their

diet consists predominantly of gelatinous plankton and are therefore likely to ingest plastic waste mistaking it for jellyfish.

4. Other species

Kemp's (*Lepidochelys kempii*) and olive ridleys (*Lepidochelys olivacea*) very occasionally enter the Mediterranean.

Conservation and research priorities, available resources

A review paper on the current status and conservation of sea turtles (Casale et al., 2018) includes comprehensive information about knowledge gaps, research and conservation priorities of the Mediterranean. For more detailed information, please see individual chapters in this report, and the Mediterranean Report published in 2010 (Casale and Margaritoulis, 2010). The Report includes a comprehensive list of resources available to all stakeholders involved in sea turtle research and conservation.

Table 2: Summary of key biological information, threats and conservation activities for the Mediterranean region

RMU (all RMUs of all species occurring in a Country or Region) add or remove columns on the right according to the RMUs	CC- MED	Country Chapter s from which the info is taken	CM- MED	Country Chapter s from which the info is taken	DC- ATL	Country Chapters from which the info is taken	LC- ATL*	Country Chapter s from which the info is taken	LO- ATL E*	Country Chapter s from which the info is taken	EI-?*	Country Chapter s from which the info is taken
Occurrence												
Nesting sites	Y	CY_A, CY_B, GR, IL, IT, ES, TN, TR	Y	CY_A, CY_B, IL, TR	N	ALL	N		N			
Pelagic foraging grounds	Y	GR, IL, IT, ES, TR	Y	IL, IT, TR	JA	IT, ES	Y	ES	Y	ES		
Benthic foraging grounds	Y	CY_A, GR, IL, IT, MA, ES, TN, TR	Y	CY_A, CY_B, GR, IL, TR	Y	TR	N		N			
Key biological data												
Nests/yr: recent average (range of years)	1325 (200 2- 2016)	CY_A, CY_B, GR, IL, IT, TN, TR	2469 (2008- 2016)	CY_A, CY_B, IL, TR	n/a	ALL	N		N			

Nests/yr: recent order of magnitude	8603 - 11438	CY_A, CY_B, GR, IL, IT, TN, TR	1164-2674	CY_A, CY_B, IL, TR	n/a	ALL	N		N			
Number of "major" sites (>20 nests/yr AND >10 nests/km yr)	25	CY_A, CY_B, GR, TN, TR	12	CY_A, CY_B, TR	n/a	ALL	N		N			
Number of "minor" sites (<20 nests/yr OR <10 nests/km yr)	72	CY_A, GR, IT, TN, TR	53	CY_A, IL, TR	n/a	ALL	N		N			
Nests/yr at "major" sites: recent average (range of years)	1021 (2007-2016)	CY_A, CY_B, TN, TR	242; 1931 (2008-2015)	CY_A, TR	n/a	ALL						
Nests/yr at "minor" sites: recent average (range of years)	75 (2010-2017)	CY_A, CY_B, IL, TN, TR	30-148	CY_A, IL, TR	n/a	ALL						
Total length of nesting sites (km)	927.6	CY_A, CY_B, GR, IL, IT, TN, TR	356.4	CY_A, IL, TR	n/a	ALL	N		N			
Nesting females / yr	1822	CY_A, CY_B, ES, TN, TR	784	CY_A, TR	n/a	ALL	N		N			
Nests / female season	2	CY_A,	3	CY_A	n/a	ALL	N		N			

(N)		TN										
Female remigration interval (yrs) (N)	2	CY_A	3	CY_A	n/a	ALL	N		N			
Sex ratio: Hatchlings (F / Tot) (N)	0.37 - 0.89 (1837)	CY_A, GR, IL	0.56-0.93 (143*)	*	n/a	ALL	N		N			
Sex ratio: Immatures (F / Tot) (N)	0.52 - 0.69 (389)	IT, TN	n/a	ALL	n/a	ALL	N		N			
Sex ratio: Adults (F / Tot) (N)	0.4 - 0.88 (399)	GR, IT, TN, TR	0.42	CY_A	n/a	ALL	N		N			
Min adult size, CCL or SCL (cm)	63 CCL/ 60 SCL	CY_A, CY_B, GR, IL, IT, TN, TR	77 CCL	CY_A, IL, TR	n/a	ALL	N		N			
Age at maturity (yrs)	21 - 34	IT (FOR ALL)	n/a	ALL	n/a	ALL	N		N			
Clutch size (n eggs) (N)	109.7 (11259)	CY_A, GR, IL, IT, TN, TR	114 (1412)	CY_A, TR	n/a	ALL	N		N			
Emergence success (hatchlings/egg) (N)	0.56-0.86 (12030)	CY_A, GR, IL, IT, TN, TR	0.7-0.77 (1373)	CY_A, TR	n/a	ALL	N		N			
Nesting success (Nests/ Tot)	0.26-0.4	CY_A, GR, IL,	0.29-0.37	CY_A, TR	n/a	ALL	N		N			

emergence tracks) (N)	(388 76)	IT, TR	(5879+)									
Trends												
Recent trends (last 20 yrs) at nesting sites (range of years)	most ly Up (199 3- 2017)	CY_A, CY_B, GR, IL, TN	up (1993- 2017)	CY_A, CY_B, IL	n/a	ALL	N		N			
Recent trends (last 20 yrs) at foraging grounds (range of years)	STAB LE/U P (199 2- 2001)	IT, TN, TR	UP	TR	n/a	ALL	N		N			
Oldest documented abundance: nests/yr (range of years)	Y	CY_A, CY_B, TR	50-461 (1978- 2004)	CY_A, CY_B	n/a	ALL	N		N			
Published studies												
Growth rates	Y	CY_A, GR, IT	Y	CY_A	N	ALL	N		N			
Genetics	Y	CY_A, GR, IT, ES, TN, TR	Y	CY_A, IL, ES, TR	N	ALL	Y	ES	Y	ES		
Stocks defined by genetic markers	Y	CY_A, GR, IT, ES, TN,	N	ALL	N	ALL	N		N			

		TR											
Remote tracking (satellite or other)	Y	CY_A, GR, IL, IT, ES, TN, TR	Y	CY_A, IL, TR	N	ALL	N		N				
Survival rates	Y	IT, ES	N	ALL	N	ALL	N		N				
Population dynamics	Y	CY_A, IT, TR	Y	CY_A, IL, TR			N		N				
Foraging ecology (diet or isotopes)	Y	CY_A, GR, IT, ES, TN	Y	CY_A, ES, TN	Y	TN	N		N				
Capture-Mark-Recapture	Y	CY_A, GR, IT, ES	Y	CY_A	N	ALL	N		N				
Threats													
Bycatch: presence of small scale / artisanal fisheries?	Y (PLL, SN, DLL, ST, MT, OTH)	CY_A, CY_B, GR, IT, IL, MA, ES, TN, TR	Y (SN, DLL, PLL, ST, MT, OTH)	CY_A, CY_B, GR, IL, IT, ES, TR	Y (PLL, DN, SN, ST, MT)	GR, IL, IT, MA, TR	Y	ES	N				
Bycatch: presence of industrial fisheries?	Y (PLL, SN, BT, ST, MT)	GR, IL, IT, MA, ES, TN, TR	Y (SN, BT, DLL, ST, MT)	GR, IL, IT, TN, TR	Y (PLL, DN, SN, ST, MT)	GR, IL, IT, MA, ES	Y	ES	Y	ES	Y	ES	

	PT)											
Bycatch: quantified?	Y	CY_A, GR, IL, IT, MA, ES, TN, TR	Y	CY_A, IL, ES, TR	Y	MA, ES	Y	ES	Y	ES	Y	ES
Take. Intentional killing or exploitation of turtles	Y	CY_B, GR, IT, MA, TN	Y	CY_B, GR	n/a	ALL	N		N			
Take. Egg poaching	N	CY_A, CY_B, GR, IT, IL, MA, ES, TN, TR	N	ALL	n/a	ALL	N		N			
Coastal Development. Nesting habitat degradation	Y	CY_A, CY_B, GR, IL, IT, TN, TR	Y	CY_A, CY_B, IL, TR	n/a	ALL	N		N			
Coastal Development. Photopollution	Y	CY_A, CY_B, GR, IL, IT, TN, TR	Y	CY_A, CY_B, IL, TR	n/a	ALL	N		N			
Coastal Development. Boat strikes	Y	CY_A, IL, IT, TN	Y	CY_A, CY_B, IL, TR	n/a	ALL	N		N			
Egg predation	Y	CY_A, IT	Y	CY_A, CY_B,	n/a	ALL	N		N			

				TR								
Pollution (debris, chemical)	Y	CY_A, IL, IT, TN	Y	CY_A, IL, TR	n/a	ALL	N		N			
Pathogens	Y	IT, TN	n/a	ALL	n/a	ALL	N		N			
Climate change	Y	CY_A	Y	CY_A, TR	n/a	ALL	N		N			
Foraging habitat degradation	Y	IL	Y	IL	n/a	ALL	N		N			
Other	Y (see text)	IL, TN	Y	IL	n/a	ALL	N		N			
Long-term projects (>5yrs)												
Monitoring at nesting sites (period: range of years)	Y (1985-ongoing)	IL, TN	Y (1978-)	CY_A, CY_B, IL, TR	n/a	ALL	N		N			
Number of index nesting sites	1 - 5, 11	CY_A (11), IL, IT, TN, TR	17	CY_A, IL, TR	n/a	ALL	N		N			
Monitoring at foraging sites (period: range of years)	Y (2000-ongoing)	GR, ES, TR	n/a	ALL	n/a	ALL						
Conservation												

Protection under national law	Y	CY_A, CY_B, GR, IL, IT, MA, ES, TN, TR	Y	ALL	Y	ALL	Y	ES	Y	ES	Y	ES
Number of protected nesting sites (habitat preservation) (% nests)	53 (41%)	CY_A, CY_B, GR, IL, IT, TN, TR	45 (90%)	CY_A, CY_B, TR	0	ALL	N		N			
Number of Marine Areas with mitigation of threats	4	CY_A, CY_B, TR	3	CY_A, CY_B, TR	0	ALL	N		N			
N of long-term conservation projects (period: range of years)	14 (1978-)	CY_A, CY_B, GR, IL, IT, TN	9	CY_A, CY_B, TR	0	ALL	N		N			
In-situ nest protection (eg cages)	Y	CY_A, CY_B, GR, IT, TN, TR	Y	CY_A, CY_B, TR	n/a	ALL	N		N			
Hatcheries	Y	CY_B, ES	Y	CY_B	n/a	ALL	N		N			
Head-starting	Y	CY_B, ES	Y	CY_B	n/a	ALL	N		N			
By-catch: fishing gear modifications (eg, TED, circle hooks)	Y	IT, ES, TN, TR	Y	ES, TR	Y	ES	Y	ES	Y	ES	Y	ES
By-catch: onboard best practices	Y	GR, IT, ES, TN, TR	Y	ES, TR	Y	ES	Y	ES	Y	ES	Y	ES
By-catch: spatio-temporal	Y	CY_B, TN	Y	CY_B	n/a	ALL	N		N			

closures/reduction												
Other	Y (see text)	TR	N	ALL	n/a	ALL	N		N			

References

- Casale P. and Margaritoulis D. (eds), 2010. *Sea Turtles in the Mediterranean. Distribution, threats and conservation priorities*. Gland, Switzerland, IUCN, 294p.
- Casale P., Broderick A.C., Camiñas J.A., Cardona L., Carreras C, Demetropoulos A, Fuller W.J., Godley B.J., Hochscheid S., Kask Y., Lazar B., Margaritoulis D., Panagopoulou A., Rees A.F., Tomás J., Turkozan O. 2018. REVIEW: Mediterranean sea turtles: current knowledge and priorities for conservation and research. *Endangered Species Research*, 36: 229–267.
- Hamza, 2010. Libya, In *Sea Turtles in the Mediterranean. Distribution, threats and conservation priorities* (Casale P. and Margaritoulis D. (eds), 2010). Gland, Switzerland, IUCN, 159-188.

CYPRUS

Editors' note: If reference is made in this report to any "Ministries", "Departments", "services", "bodies", and/or "authorities" in the northern part of Cyprus, this is to allow a clear understanding of the administrative structures but without any intention to recognize the self-proclaimed "Turkish Republic of Northern Cyprus"; on the contrary the activities carried out by the IUCN are aimed at objectives mentioned in Article 2 of EU Council Regulation No 389/2006:

- the preparation of legal texts aligned with the *acquis communautaire* for the purpose of those being immediately applicable upon the entry into force of a comprehensive settlement of the Cyprus problem;
- and,
- the preparation for implementation of the *acquis communautaire* in view of lifting the suspension in accordance with Article 1 of Protocol No 10 to the Act of Accession of Cyprus Republic to the EU.

Authors' note: The two regions of the island of Cyprus (as defined in Chapter: CYPRUS, Figure 1, page 39 in the Med Turtle report published in 2010), will be treated separately in two subchapters. However, the Chapter B does not cover the coastal tracts of the British sovereign military bases, where some nesting has been recorded.

Cyprus-Region A

Wayne J. Fuller

Faculty of Veterinary Medicine, Near East University, Nicosia, Cyprus

General remarks

Two species of marine turtle are found nesting, foraging and over-wintering around the coast of northern Cyprus, these are the loggerhead turtle (*Caretta caretta*) and the green turtle (*Chelonia mydas*). Early assessments on the nesting of turtles in the northern part of Cyprus were performed in 1988 [1]). Early estimates calculated that the annual nesting population ranged between 25-50 *C. mydas* and 50-75 *C. caretta*. In 1990 a local NGO, The Society for the Protection of Turtles received official recognition and in conjunction with the Department of Environmental Protection, began a process of coordinating research and conservation activities in the northern part of Cyprus. Systematic monitoring began in 1992, numbering and cataloguing a total of 88 beaches which showed signs of turtle nesting activity [2, 3]. It has been estimated that the northern part of Cyprus supports approximately 30% of green turtle nesting and 10% of loggerhead nesting of the entire Mediterranean [4]. Alagadi Beach, which hold significant nesting levels for both species (35°33'N, 33°47'E) is a site for intensive night-time monitoring where beach patrols are performed throughout the night at regular intervals so as to intercept all nesting female turtles. All nesting females are fitted with both flipper and PIT tags [5, 6] allowing detailed individual information to be gathered on female reproductive strategies for over 20 years [7].

1. RMU: Loggerhead Turtle (*Caretta caretta*) Mediterranean

1.1. Distribution, abundance, trends

1.1.1. Nesting sites

Over 80 beaches have been identified as supporting varying levels of loggerhead turtle nesting. The first extensive assessment of turtle nesting in northern Cyprus was performed by academics and students from Glasgow University [2, 8]. These nesting beaches can be found around the entire coastline; from Famagusta bay in the east to Morphou bay in the west (Fig. 1 a&c). Northern Cyprus supports approximately 530 nests/year from almost 50 nesting sites (both major and minor, see Table 2 for details). Eleven index sites have been monitored consistently over the past 24 years [3] and average 223 nests/yr (Table 1), accounting for >40% of all loggerhead nesting in northern Cyprus. A significant positive nesting trend has been experienced at these index sites over the past 24 years ($r^2 = 0.49$, $p=0.0001$, Fig 2.), with the most significant increase seen at those beaches on the west coast. In terms of total nests, the most important site for loggerhead turtles is Alagadi beach (58.1 nests/yr), three other index beaches (Monster, Tatlisu and West beaches total 110.9 nests/yr) form part of the other major nesting beaches. Interestingly, the three remaining beaches which make up the seven major nesting sites are all relatively new additions to our beach monitoring protocol (Monster north, Secret and Guzelyali beaches total 125.5 nests/yr, see Table 2 for details).

1.1.2. Marine areas

In comparison to nesting beaches, there is a great paucity in the information regarding the marine areas utilized by loggerhead turtles around the coast of the northern part of Cyprus although preliminary information on the behaviour of inter-nesting females has been ascertained using time depth loggers [9], satellite transmitters and light based geolocation loggers. [10, 11]. Turtle strandings, fisher interviews and other anecdotal reports suggest that the northern part of Cyprus

supports unquantified and potentially significant stocks of differing age classes [12–14]. Satellite tracking of post-nesting loggerhead turtles from the northern part of Cyprus has shown that they have a wide geographical distribution. Some individuals have remained along the coast of Cyprus, whereas others have travelled as far as Tunisia. The majority, however, have been shown as residing and utilizing the North African coast lines of Egypt, Libya and Tunisia ([10, 11, 15, 16] Fig 3).

1.2. Other biological data

Loggerhead turtles nesting at Alagadi beach range in curved carapace length from 63-87 cm (mean = 73.6 cm, SD = 4.6 cm, n = 159; 1992-2000), typically lay 1.9 clutches (SD = 1.2, n = 168; 1995-2000) of 73 eggs (SD = 16, range 28-144, n=229; 1993-2000;) breeding every 2 years (IQ range = 2-3, range 1-6, n = 44; 1992-2000) [7]. Hatchling emergence success from 50 clutches at Alagadi beach ranged between 78-79% for the years 1997-98 [17], however, there is considerable temporal and inter and intra beach variability. Female emergence success is 30% across all beaches for the years 1993-2012 (see Table 1 for details). In any population study information on key demographic parameters are required. Under the current climate warming threats, hatchling sex ratios are an important feature in determining the likely threats from predicted future increased temperatures. Loggerhead turtle sex ratios are extremely biased at approximately 89% female (628 clutches)[18]. Unfortunately at this moment in time we do not have existing estimates of juvenile or adult sex ratios.

Annual mean growth rates of adult nesting females 0.36 cm/yr⁻¹ CCL, n = 39 and 0.51 cm/ yr⁻¹ CCW, n = 38. Growth rate estimates for males, juveniles and sub-adults does not currently exist[7]. A limited amount of published dietary and trophic information exists, with prey items primarily consisting of Molluscan and Crustacean species [12, 19].

As section 1.3-1.5 are not species-specific and to eliminate unnecessary repetition, these sections will cover both species *Caretta caretta* and *Chelonia mydas*.

1.3. Threats

1.3.1. Nesting sites

Coastal development

This issue has escalated in recent years with the drive to provide an increasing number of beach front tourist hotels, facilities and properties, with some nesting beaches on the north coast suffering as a result (Fig 4; beaches 69, 73-74). Lighting and night-time activities on nesting beaches has impacted both nesting females and emerging hatchlings at some sites. Infrastructural improvements, such as new road building schemes, have led to the destruction of one nesting beach (beach 75, constituting about 1% of the total loggerhead nesting) and some severe damage to other beaches and associated dune systems, which in turn has led to extensive localised terrestrial erosion (beach 77). Increasing popular use of ATV's, has also led to an increase in reports of vehicles driving on beaches. All the above related issues have led to an increase in disturbance levels and reduced nesting at some sites. These issues highlight the need for a continued presence and campaigning regarding the local issues affecting sea turtles.

Beach restructuring

There have been some localised attempts at beach restructuring. During the early 1990's the removal of large quantities of sand from Alagadi beach was a major issues. This has since been stopped, however, it does continue to happen on a very small scale at some other remote locations.

Non-human predation

This currently constitutes the single most important threat to marine turtle reproductive success in the northern part of Cyprus, with predation by feral dogs and foxes constituting as much as 38% of clutches laid in a single year along the entire coastline of the northern part of Cyprus for both species (mean 17.7%, range 8-38%). Since the mid 1990's this has been greatly reduced by through the extremely intensive nest screening program at all monitored sites. Loggerhead nests due to their inferior levels of nest camouflaging and shallower depths are more likely to be predated by

dogs and foxes, however, there is a great amount of inter-annual variation between species, beaches and years.

We have also recorded numerous invertebrates infesting loggerhead turtle clutches [20]. Whilst some species are known to attack viable eggs, the majority are likely to infest moribund eggs, thus not posing a major threat to clutch success at current levels [21]. Lower levels of infestation in green turtle clutches is likely to be a result of their greater depth. Ghost crab predation also occurs, however, this is not thought to be significant. Bird predation mainly happens after the integrity of nest has been destroyed by dogs or foxes. Occasionally, birds will take hatchlings that have emerged during daylight hours, again this is not thought to be significant.

Human exploitation

There are no reported recent incidences of the deliberate exploitation of turtle eggs, meat, carapace etc in the northern part of Cyprus. There is some historical evidence from archaeological sites, where turtle carapaces and bones have been discovered around Neolithic habitations, suggesting some low level exploitation [22].

Other threats

Predicted increases in global temperatures are likely to negatively impact an already extremely female biased hatchling sex ratio (c.90% female) which is currently thought to exist for both species breeding in the northern part of Cyprus. [18, 23–28]). With only a 2°C rise in mean nest temperature, almost complete feminisation will occur. In addition to this, higher incubation temperatures which exceed the thermal tolerance for embryonic development are likely to increase the level of embryo/hatchling mortality[27].

1.3.2. Marine areas

Due to the oceanic currents around Cyprus, the deposition of ocean-borne litter on the beaches of Cyprus has been a significant problem at some locations, this however, has been considerably improved in recent years with annual organised beach cleaning campaigns. Marine debris is thought to pose a significant threat to all life stages of sea turtles through entanglement and ingestion.

Incidental catch

Although all fishing is artisanal (no trawling is permitted) in the northern part of Cyprus, there is considerable incidental catch by artisanal fisherman[13, 14]. The fishing effort is relatively constant throughout the year; however, there appears to be a greater number of individuals caught during the summer months. It is estimated that there are approximately 215–300 active vessels using a combination of longlines and gill/trammel nets. It is estimated as many as a 1000 turtles may be caught annually by this fishery with an estimated mortality rate of 60% [14]. From the examination of carcasses there does not appear to be a species specific difference in the numbers effected[14]. From fisher surveys turtle bycatch is higher during the summer months, with most turtles captured in bottom set nets and occasionally on longlines[14].

Intentional killing and exploitation

There is limited evidence that killings are carried out by fishermen, who believe turtles damage their nets and eat or destroy their catch [13]. This we hope will have lessened since the introduction of fisher outreach activities.

Other threats

The increased levels of tourism have led to a greater use of the marine habitat. Speedboats and jet skis are becoming more numerous every year and with this an increased likelihood of physical injury from boat or jet ski strikes. There have been a few boat strikes reported in recent years, particularly in the Girne area. However, this may not be a hotspot just reporting bias due to the fact that the turtle project base is close to Girne.

1.4. Conservation (both *Caretta caretta* and *Chelonia mydas* covered)

Protection status

Under local legislation it is illegal to disturb, harm, and capture loggerhead and green turtles. To date there are a total of five protected sites around the coast of the northern part of Cyprus, these have been designated Special Protected Areas by the local authorities. One of these, Alagadi Beach has the greatest number of loggerhead nests of any site. The other protected sites include Karpaz Peninsula (beaches 40-56), South Karpaz (beaches 30-39) Tatlisu (beaches 69-72) and Akdeniz (beaches 81-85). These areas contain the third and fifth most important green turtle nesting areas in the entire Mediterranean [29] along with all other major nesting beaches for green turtles.

Conservation priorities

There is an urgent requirement for the designation of more protected areas combined with greater enforcement of the current legislation. There is also the necessity for more financial and manpower resources to be allocated to conservation in general. Currently, there are moves afoot to propose more protected, however, this is dependent on the agreement of government ministers. Another urgent requirement is the need for a conclusive and cohesive coastal zone management plan, in order to conserve and protect constituent ecosystems. Research needs to include a thorough assessment of the local population found inhabiting the water around the northern part of Cyprus, together with an extensive survey and mapping of all major sea grass beds. Continued monitoring, awareness raising and nest protection of all major nesting areas is essential in maintaining and continuing the current positive trends being seen in both nesting populations.

Institutions and organizations involved in conservation, management, and research

Governmental

Currently in the northern part of Cyprus there is a Nature Protection Section within the Department of Environment, under the control of the Ministry for Natural Resources and Environment. This Nature Protection Section is severely undermanned and underfunded. However, during the past 25 years they have been actively involved with turtle conservation and education. In recent years staff have made regular school visits to give information about turtles and nature in general. For approximately the past 17 years they carried out turtle conservation work in the Karpaz region.

Non-Governmental

A local NGO, The Society for the Protection of Turtles (SPOT) received official recognition in 1990 and, in conjunction with the Department of Environmental Protection, coordinates relevant research and conservation activities, standardised throughout the northern part of Cyprus. This NGO has worked closely with local government departments, the Marine Turtle Research Group currently based at Exeter University and many international researchers. This NGO has been one of the most active NGOs in the northern part of Cyprus. Their lobbying managed to secure the first Specially Protected Area designation for nature in the northern part of Cyprus (Alagadi beach), and since this more have been added. Of particular importance for green turtles the Ronnas Bay and Ayios Philon area on the Karpaz peninsula. In conjunction with the Marine Turtle Conservation Project over 4000 people partake in an organised turtle watch or hatchling release each season. This constitutes a valuable tourist attraction in giving turtles and their conservation a tangible value in the economy.

1.5. Research

Knowledge gaps

As with many turtle conservation projects, detailed knowledge of the at sea distribution, behaviour, population size and demographic profile of the resident turtle populations is lacking or at best poorly understood. Additionally, precise knowledge of key life history parameters such as Growth rates, Age at Sexual Maturity (ASM) and Size at Sexual Maturity (SSM) are required in order to provide more accurate population models. A thorough assessment on the effects of marine pollution (heavy metal, plastics, marine debris, etc.) on all life stages of sea turtles.

Existing but unpublished data that should be urgently published

Currently, much data exists on, individual female fecundity, the effects of marine plastics, post maturation growth rates which may provide answers to some of the questions highlighted under *Knowledge gaps*.

2. RMU: Green turtle (*Chelonia mydas*) Mediterranean

2.1. Distribution, abundance, trends

The green turtle (*Chelonia mydas*) is globally endangered and until recently green turtles in the Mediterranean Sea were considered a relatively discrete population from those of the wider Atlantic Ocean [30]. However, currently this is not the case and the critically endangered status has been reduced to endangered in line with the wider Atlantic population. Hopefully with the publication of ongoing genetic research using higher resolution molecular markers a more accurate population assessment of genetic relatedness can be made. Within the Mediterranean the green turtle is principally found in the eastern basin with Cyprus continuing to a significant breeding location for the Mediterranean population. Many of the nesting beaches in recent years showing significant increases in nest numbers [3, 31]. Also encouragingly this increased level of nesting is strongly correlated with the proportion new breeders in the nesting cohort and is hopefully a sign of a population in recovery[31].

2.1.1. Nesting sites

The nesting of green turtles has been recorded around the coast of the northern part of Cyprus, but at fewer sites than loggerhead turtles (Fig1b). The five major nesting sites are found in the following areas: North Karpaz (beaches 51-56), Alagadi (76-77), South Karpaz (45-46) and the West Coast (83-84) (see Table 2). The major sites constitutes 62% of all recorded nesting (390 nests/yr) at 49 beaches for this species along the coast of the northern part of Cyprus. Eleven index sites have been monitored consistently over the past 24 years [3] and average 146.5 nests/yr, accounting for almost 40% of all green turtle nesting in northern Cyprus. A significant positive nesting trend has been experienced at these index sites over the past 24 years ($r^2 = 0.33$, $p=0.0035$,) although the major increase in nest numbers has occurred after 2010 [31](See Fig 5).

2.1.2. Marine areas

There is a paucity of detailed little information regarding the marine areas utilised by green turtles around the coast of the northern part of Cyprus. However, extensive sea grass beds exist around the coastline, which would provide suitable foraging sites. Information garnered from turtle strandings, fisher interviews and other anecdotal reports suggest that the northern part of Cyprus supports unquantified stocks of differing age classes [13, 32]. Preliminary information on the behaviour of inter-nesting females has been ascertained using time depth loggers [33–35], satellite transmitters and light based geolocation loggers [10, 36, 37].

From satellite tracking and recent stable isotope studies, adult female green turtles which nest on the coast of the northern part of Cyprus have elucidated key migratory corridors, overwintering/foraging grounds in Egypt, Libya and Turkey (Fig 6; [15, 36, 38, 39]. There is however, little knowledge on the population numbers and structure for green turtles around the coast of the northern part of Cyprus. Observations have been made of mating green turtles off the coast, and on a few very rare occasions females were observed on the nesting beach with males still attached [40, 41]. The opportunistic satellite tracking of one of these male turtles showed it visiting a number of different green turtle rookeries in Cyprus and Turkey [40].

2.2. Other biological data

As in most other green turtle populations world-wide, there is large inter-annual variation in the number of clutches laid in Cyprus, thought to be related to the low trophic status of this species [42]. At Alagadi Beach, individual females typically lay fewer clutches in poor breeding years [7]. Green turtles nesting at Alagadi beach ranged in CCL from 77-106 cm (mean = 91.54, SD = 6.3 cm, n = 92; 1992-2000) laying on average three clutches (SD = 1.4, n = 97; 1995-2000) of 115 eggs (SD =

27, range 51-199, n = 277; 1993-2000) every three years (IQ = 2-3, range 2-6, n = 46; 1992-2000; [7]. Reproductive adult sex ratios have been estimated at 1: 1.4 (female:male) in paternity genetic studies [40], with hatchling sex ratios being extremely female biased (c. 90%) [27].

2.3. Threats

(See previous section 1.3, as species specific threats are the same or difficult to separate).

Acknowledgements

All this work would not have been possible without the help of numerous individuals in Cyprus. However, there are a few key individuals without whom the successes this monitoring and conservation work has achieved would not be possible. Three of them are the founder members of SPOT. Kutlay Keco: whose generosity has saved the conservation project thousands of pounds during its 17 years. Also, with his incredible influence at many different levels has smoothed the way for the day to day running of the conservation effort. The late Major Ian Bell and his wife Celia, whose dedication, generosity and organisational skills have played a huge part in how the turtle conservation in the northern part of Cyprus is carried out. Another important Cypriot is Savas Kalfaoglu who works for the Nature Protection Department and particularly in the early years was an invaluable member of the project team. A big vote of thanks to all of our sponsors over the years and in particular to Cyprus Turkish Airlines, Turkcell, British High Commission, UN, European Union and Erwin Warth Foundation. Finally, to all of those that are not mentioned here, but have helped out in so many different ways a very big thanks to you all.

Table 1. Main biology and conservation aspects of sea turtle Regional Management Units (RMU) occurring in Cyprus-Region A.

RMU	CC-MED	Ref #	CM-MED	Ref #
Occurrence				
Nesting sites	Y	[2, 3]	Y	[2, 3, 37]
Pelagic foraging grounds	n/a		n/a	
Benthic foraging grounds	Y	[16]	Y	[37]
Key biological data				
Nests/yr: recent average (range of years)	536 (5-24 yrs)	PS	390 (5-24 yrs)	PS
Nests/yr: recent order of magnitude	500-1000	PS	100-500	PS
Number of "major" sites (>20 nests/yr AND >10 nests/km yr)	7	PS	5	PS
Number of "minor" sites (<20 nests/yr OR <10 nests/km yr)	42	PS	44	PS
Nests/yr at "major" sites: recent average (range of years)	295	PS	242	PS
Nests/yr at "minor" sites: recent average (range of years)	241	7PS	148	PS
Total length of nesting sites (km)	43	[2]	43	[2]
Nesting females / yr	282	PS	130	PS

Nests / female season (N)	1,9	[4, 7]	3	[4, 7]
Female remigration interval (yrs) (N)	2	[7]	3	[7]
Sex ratio: Hatchlings (F / Tot) (N)	0.89 (628 clutches)	[18]	0.90 (67 clutches)	[27]
Sex ratio: Immatures (F / Tot) (N)	na		na	
Sex ratio: Adults (F / Tot) (N)	na		1:1.4 (20F:28M)	[40]
Min adult size, CCL or SCL (cm)	63 (CCL)	[7]	77 (CCL)	[7]
Age at maturity (yrs)	na		na	
Clutch size (n eggs) (N)	73 (229)	[7]	115 (277)	[7]
Emergence success (hatchlings/egg) (N)	78.2-79.2% (50)	[17]	70.2-73.8% (38)	[17]
Nesting success (Nests/ Tot emergence tracks) (N)	30%	PS	29,2	PS
	(5650/18806)			
Trends				
Recent trends (last 20 yrs) at nesting sites (range of years)	Positive	PS	Positive	PS, [31]

Recent trends (last 20 yrs) at foraging grounds (range of years)	na		na	
Oldest documented abundance: nests/yr (range of years)	519 (1994)	[8]	461 (1994)	[8]
Published studies				
Growth rates	Y	[7]	Y	[7]
Genetics	Y	[43, 44]	Y	[28, 40, 45]
Stocks defined by genetic markers	Y	[43, 44]	N	
Remote tracking (satellite or other)	Y	[10, 11, 15],[16]	Y	[10], [15], [36]
Survival rates	N		N	
Population dynamics	Y	[27]	Y	[27, 31]
Foraging ecology (diet or isotopes)	Y	[12, 19]	Y	[19]
Capture-Mark-Recapture	Y	[5]	Y	[5]
Threats				

Bycatch: presence of small scale / artisanal fisheries?	Y	[13, 16]	Y	[13]
Bycatch: presence of industrial fisheries?	na		na	
Bycatch: quantified?	Y	[13, 16]	Y	[13]
Take. Intentional killing or exploitation of turtles	N		N	
Take. Egg poaching	N		N	
Coastal Development. Nesting habitat degradation	Y	[3]	Y	[3]
Coastal Development. Photopollution	Y	[3]	Y	[3]
Coastal Development. Boat strikes	Y	[3]	Y	[3]
Egg predation	Y	[3, 46]	Y	[3, 21]
Pollution (debris, chemical)	Y	[3]	Y	[3]
Pathogens	N		N	
Climate change	Y	[18]	Y	[40]
Foraging habitat degradation	N		N	
Other	N		N	

Long-term projects (>5yrs)				
Monitoring at nesting sites (period: range of years)	1993-2017	PS	1993-2017	PS
Number of index nesting sites	11	PS	11	PS
Monitoring at foraging sites (period: range of years)	na		na	
Conservation				
Protection under national law	Y		Y	
Number of protected nesting sites (habitat preservation) (% nests)	40 (c.75%)		40 (c.90%)	
Number of Marine Areas with mitigation of threats	1		1	
N of long-term conservation projects (period: range of years)	1 (1992 to date)		1 (1992 to date)	
In-situ nest protection (eg cages)	Y		Y	
Hatcheries	N		N	
Head-starting	N		N	

By-catch: fishing gear modifications (eg, TED, circle hooks)	N		N	
By-catch: onboard best practices	N		N	
By-catch: spatio-temporal closures/reduction	N		N	
Other	N		N	

Table 2. The nesting beaches in Cyprus-Region A.

RMU / Nesting beach name (number)	Index site	Nests/yr: recent average (range of years)	Crawls/yr: recent average (range of years)	Western limit		Eastern limit		Central point		Length (km)	% Monitored	Reference #	Monitoring Level (1-2)	Monitoring Protocol (A-F)
				Long	Lat	Long	Lat	Long (+)	Lat (+)					
CC -MED														
Alagadi (76-77)	Y	58.1 (1993-2016)						33,48 6	35,33 3	1,70	100	47-71	1	B
Monster North (new)		47.8 (2013-2016)						32,93 9	35,28 9	2,10	100	47-71	1	B
Monster (85)	Y	44.6 (1995-2016)						32,93 8	35,27 9	3,00	100	47-71	1	B
Guzelyali (new)		43.7 (2008-2016)						33,09 0	35,35 3	0,90	100	47-71	1	B
Tatlisu (71)	Y	35.2 (1993-2016)						33,83 5	35,41 2	0,26	100	47-71	1	B
Secret (new)		34.0 (2013-2016)						32,94 0	35,30 6	0,35	100	47-71	1	B
West 1 & 2 (83-84)	Y	31.1 (1993-2016)						32,93 6	35,33 3	2,17	100	47-71	1	B
Ronnas (52-56)		12.7 (1993-95, 98-99, 2008)						34,33 3	35,60 0	2,41	100	47-71	1	B
Bogaz Military (9)		15.0 (1993-99, 2001-2007)						33,97 2	35,32 4	0,96	100	47-71	1	B
Golden Beach 1 & 2 (45-46)		14.0 (1993-95, 98-99, 2008)						34,53 6	35,63 9	4,09	100	47-71	1	B
Kaplica (69)	Y	12.8 (1993-2016)						33,89	35,42	0,79	100	47-71	1	B

								9	5					
753 Meter beach (16)		12.6 (1993-1999)						34,17 6	35,44 4	0,75	100	47-71	1	B
Kantara (70)	Y	12.1 (1993-2016)						33,86 3	35,41 6	0,13	100	47-71	1	B
Big Beach (24)		12.0 (1993-1999)						34,24 1	35,46 7	2,11	100	47-71	1	B
Cyprus Gdns (6)		11.8 (1993-99, 2001-2007)						33,92 0	35,27 4	1,69	100	47-71	1	B
Esentepe 1 & 2 (73-74)	Y	11.4 (1993-2016)						33,59 5	35,35 3	0,53	100	47-71	1	B
Message in a Bottle (82a)	Y	9.9 (1993-2016)						32,92 3	35,36 7	0,80	100	47-71	1	B
Istanbul (5)		7.6 (1993-99, 2001-2007)						33,91 3	35,26 2	1,19	100	47-71	1	B
Long Beach II (4)		7.3 (1993-99, 2001-2007)						33,90 4	35,25 2	2,21	100	47-71	1	B
Second Last (28)		6.4 (1993-99)						34,28 2	35,48 0	0,74	100	47-71	1	B
Aydins (59)		6.2 (1993-96, 1999)						34,20 1	35,55 6	0,59	100	47-71	1	B
Very Big Beach (25)		5.6 (1993-99)						34,25 7	35,47 3	2,50	100	47-71	1	B
Bafra (11)		5.5 (1993-99, 2002-2007)						34,07 8	35,36 4	2,12	100	47-71	1	B
First Beach (13)		5.3 (1993-99)						34,14 7	35,42 4	0,25	100	47-71	1	B
New Beach West (62)		5.3 (1993-99)						34,17 1	35,54 8	0,41	100	47-71	1	B
Doune (50)		5.2 (1993-95, 1998-99)						34,40 9	35,63 6	0,29	100	47-71	1	B
Greenfields II (30)		5.1 (1993-99)						34,34	35,52	0,35	100	47-71	1	B

								1	4					
Dolphin (38)		4.9 (1993-99, 2008)						34,38 7	35,54 8	0,82	100	47-71	1	B
Smalls (new)		4.8 (2013-2016)						33,79 4	35,41 2	0,10	100	47-71	1	B
Ruined Village (51)		4.7 (1993-95,1998-99, 2008)						34,22 1	35,37 5	0,83	100	47-71	1	B
Lost (82b)	Y	4.3 (1993-2016)						32,92 3	35,35 8	0,15	100	47-71	1	B
Dipkarpaz Sth (39)		4.1 (1993-99)						34,42 1	35,64 3	0,40	100	47-71	1	B
Balalan (new)		3.8 (2013-2016)						34,39 8	35,55 5	0,10	100	47-71	1	B
Bumpy (21)		3.7 (1993-99)						34,18 9	35,44 6	0,32	100	47-71	1	B
Greenfields I (31)		3.0 (1993-99)						34,34 5	35,52 6	0,60	100	47-71	1	B
One Goat (48)		3.0 (1993-95, 1998-99)						34,42 1	35,64 3	0,46	100	47-71	1	B
Malibu (58)		2.9 (1993-99)						34,21 6	35,55 5	0,30	100	47-71	1	B
Yeni Erenkoy Bel Plaj (60)		2.9 (1993-99)						34,19 4	35,55 6	0,72	100	47-71	1	B
Thyme (49)		2.8 (1993-95, 1998-99)						34,41 3	35,63 9	0,31	100	47-71	1	B
Small Harbour (29)		2.4 (1993-95, 1998-99)						34,29 5	35,48 8	0,16	100	47-71	1	B
Military (75)	Y	1.8 (1993-2016)						33,58 0	35,35 0	0,93	100	47-71	1	B
Tatlisu Belediya (72)	Y	1.8 (1993-2016)						33,82 0	35,41 2	0,16	100	47-71	1	B
Melons 2 (34)		1.7 (1993-99)						34,36	35,53	0,49	100	47-71	1	B

								4	7					
Wolf 1 (33)		1.4 (1993-99)						34,35 8	35,53 5	0,30	100	47-71	1	B
Wolf 2 (32)		1.4 (1993-99)						34,35 6	35,53 4	0,24	100	47-71	1	B
Melons 1 (35)		1.3 (1993-99)						34,36 8	35,53 9	0,25	100	47-71	1	B
Cove 4 (20)		0.4 (1993-95, 97, 99)						34,18 3	35,44 4	0,06	100	47-71	1	B
Cove 3 (19)		0.3 (1993-95, 97, 99)						34,18 3	35,44 4	0,06	100	47-71	1	B
Cove 1 (17)		0.2 (1993-95, 97, 99)						34,18 3	35,44 4	0,21	100	47-71	1	B
CM-MED														
Ronnas (52-56)		81.9 (1993-95, 98-99, 2008)						34,33 3	35,60 0	2,41	100	47-71	1	B
Alagadi (76-77)	Y	80.4 (1993-2016)						33,48 6	35,33 3	1,70	100	47-71	1	B
Ruined Village (51)		37.5 (1993-95, 98-99, 2008)						34,22 1	35,37 5	0,83	100	47-71	1	B
Golden Beach 1 & 2 (45-46)		21.8 (1993-95, 98-99, 2008)						34,53 6	35,63 9	4,09	100	47-71	1	B
West 1 & 2 (83-84)	Y	20.8 (1993-2016)						32,93 6	35,33 3	2,17	100	47-71	1	B
Message in a Bottle (82a)	Y	14.7 (1993-2016)						32,92 3	35,36 7	0,80	100	47-71	1	B
Lost (82b)	Y	13.1 (1993-2016)						32,92 3	35,35 8	0,15	100	47-71	1	B
Dolphin (38)		12.5 (1993-99, 2008)						34,38	35,54	0,82	100	47-71	1	B

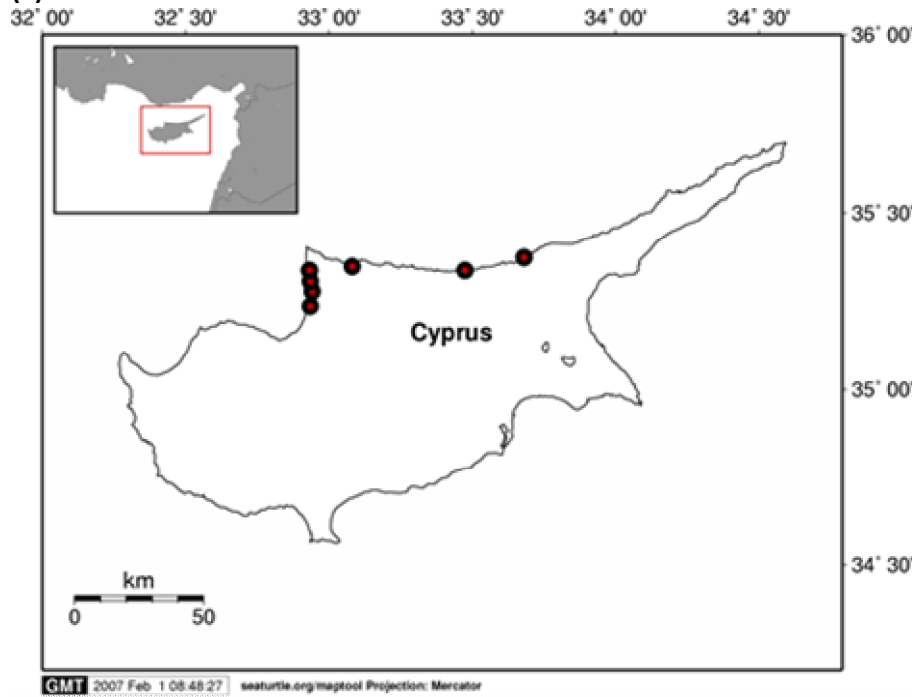
								7	8					
Dipkarpaz Sth (39)		12.0 (1993-99, 2008)						34,42 1	35,64 3	0,40	100	47-71	1	B
Esentepe 1 & 2 (73-74)	Y	10.8 (1993-2016)						33,59 5	35,35 3	0,53	100	47-71	1	B
Secret (new)		9.0 (2013-2016)						32,94 0	35,30 6	0,35	100	47-71	1	B
Guzelyali (new)		8.5 (2008-2016)						33,09 0	35,35 3	0,90	100	47-71	1	B
Monster North (new)		8.5 (2013-2016)						32,93 9	35,28 9	2,10	100	47-71	1	B
Melons 1 (35)		7.0 (1993-99)						34,36 8	35,53 9	0,25	100	47-71	1	B
Aydins (59)		5.8 (1993-96, 1999)						34,20 1	35,55 6	0,59	100	47-71	1	B
Melons 2 (34)		5.3 (1993-99)						34,36 4	35,53 7	0,49	100	47-71	1	B
Doune (50)		4.6 (1993-95, 1998-99)						34,40 9	35,63 6	0,29	100	47-71	1	B
Thyme (49)		4.4 (1993-95, 1998-99)						34,41 3	35,63 9	0,31	100	47-71	1	B
One Goat (48)		3.6 (1993-95, 1998-99)						34,42 1	35,64 3	0,46	100	47-71	1	B
Monster (85)	Y	3.5 (1993-2016)						32,93 8	35,27 9	3,00	100	47-71	1	B
New Beach West (62)		3.3 (1993-99)						34,17 1	35,54 8	0,41	100	47-71	1	B
Wolf 2 (32)		3.1 (1993-99)						34,35 6	35,53 4	0,24	100	47-71	1	B
Wolf 1 (33)		3.0 (1993-99)						34,35 8	35,53 5	0,30	100	47-71	1	B
Balalan (new)		2.0 (2013-2016)						34,39	35,55	0,10	100	47-71	1	B

								8	5					
Military (75)	Y	1.3 (1993-2016)						33,58 0	35,35 0	0,93	100	47-71	1	B
Big Beach (24)		1.3 (1993-99)						34,24 1	35,46 7	2,11	100	47-71	1	B
First Beach (13)		1.3 (1993-99)						34,14 7	35,42 4	0,25	100	47-71	1	B
Kaplica (69)	Y	1.3 (1993-2016)						33,89 9	35,42 5	0,79	100	47-71	1	B
Tatlisu (71)	Y	1.3 (1993-2016)						33,83 5	35,41 2	0,26	100	47-71	1	B
Small Harbour (29)		1.2 (1993-95, 1998-99)						34,29 5	35,48 8	0,16	100	47-71	1	B
753 Meter beach (16)		1.0 (1993-99)						34,17 6	35,44 4	0,75	100	47-71	1	B
Greenfields I (31)		1.0 (1993-99)						34,34 5	35,52 6	0,60	100	47-71	1	B
Yeni Erenkoy Bel Plaj (60)		0.9 (1993-99)						34,19 4	35,55 6	0,72	100	47-71	1	B
Bumpy (21)		0.6 (1993-99)						34,18 9	35,44 6	0,32	100	47-71	1	B
Greenfields II (30)		0.4 (1993-99)						34,34 1	35,52 4	0,35	100	47-71	1	B
Cove 4 (20)		0.3 (1993-95, 97, 99)						34,18 3	35,44 4	0,06	100	47-71	1	B
Bogaz Military (9)		0.3 (1993-99, 2001-2007)						33,97 2	35,32 4	0,96	100	47-71	1	B
Second Last (28)		0.3 (1993-99)						34,28 2	35,48 0	0,74	100	47-71	1	B
Bafra (11)		0.2 (1993-99, 2002-2007)						34,07 8	35,36 4	2,12	100	47-71	1	B
Cyprus Gdns (6)		0.2 (1993-99, 2001-						33,92	35,27	1,69	100	47-71	1	B

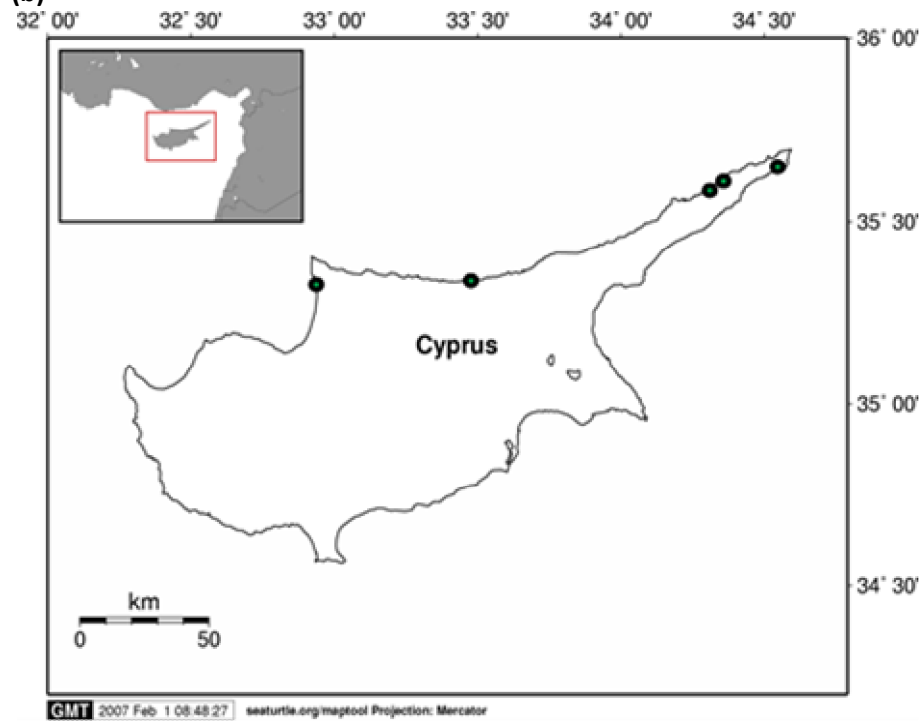
		2007)						0	4					
Malibu (58)		0.1 (1993-99)						34,21 6	35,55 5	0,30	100	47-71	1	B
Very Big Beach (25)		0.1 (1993-99)						34,25 7	35,47 3	2,50	100	47-71	1	B
Kantara (70)	Y	0.1 (1993-2016)						33,86 3	35,41 6	0,13	100	47-71	1	B
Istanbul (5)		0.1 (1993-99, 2001-2007)						33,91 3	35,26 2	1,19	100	47-71	1	B
Cove 1 (17)		0.0 (1993-95, 97, 99)						34,18 3	35,44 4	0,06	100	47-71	1	B
Cove 3 (19)		0.0 (1993-95, 97, 99)						34,18 3	35,44 4	0,21	100	47-71	1	B
Long Beach II (4)		0.0 (1993-99, 2001-2007)						33,90 4	35,25 2	2,21	100	47-71	1	B
Smalls (new)		0.0 (2013-2016)						33,79 4	35,41 2	0,10	100	47-71	1	B
Tatlisu Belediye (72)	Y	0 (1993-2016)						33,82 0	35,41 2	0,16	100	47-71	1	B

Figure 1

(a)



(b)



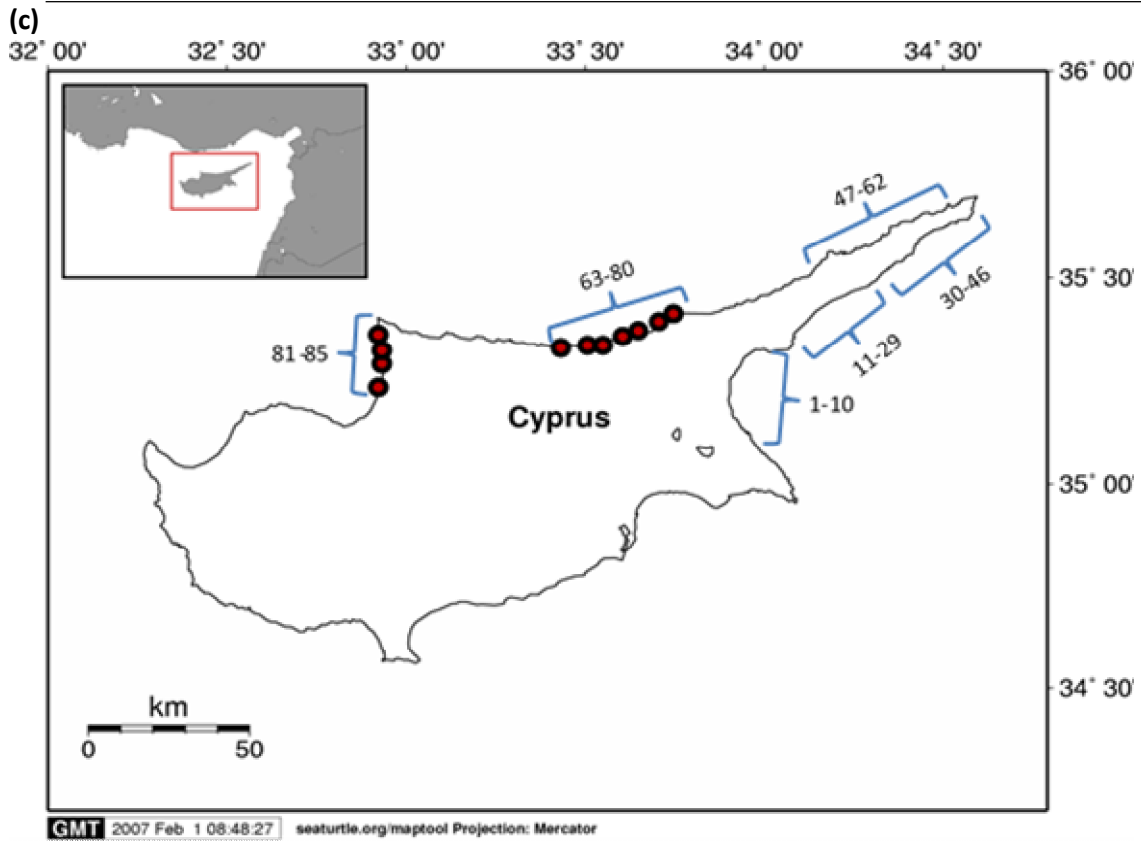


Figure 1. Map of loggerhead turtle (a) and green turtle (b) major nesting areas, together with minor nesting locations for both species and beach numbering as per Godley & Broderick 1992, together with eleven index beaches (c).

Figure 2

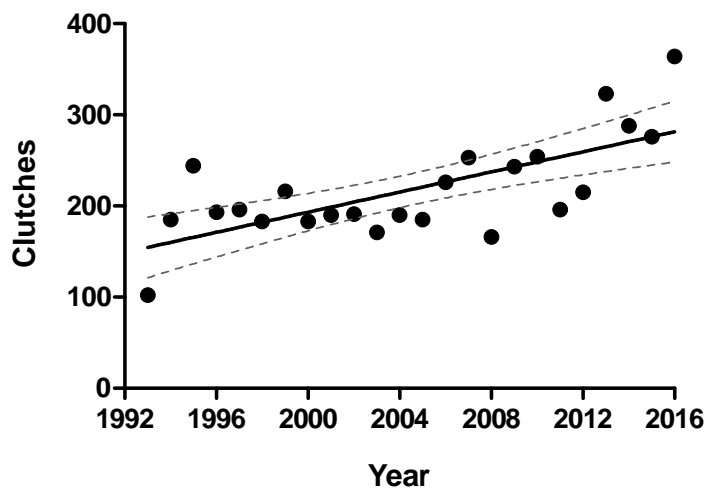


Figure 2. Loggerhead turtle nesting abundance (1993-2016) and positive linear trend (solid line) with 95% confidence band (dashed line) at eleven index sites in northern Cyprus.

Figure 3

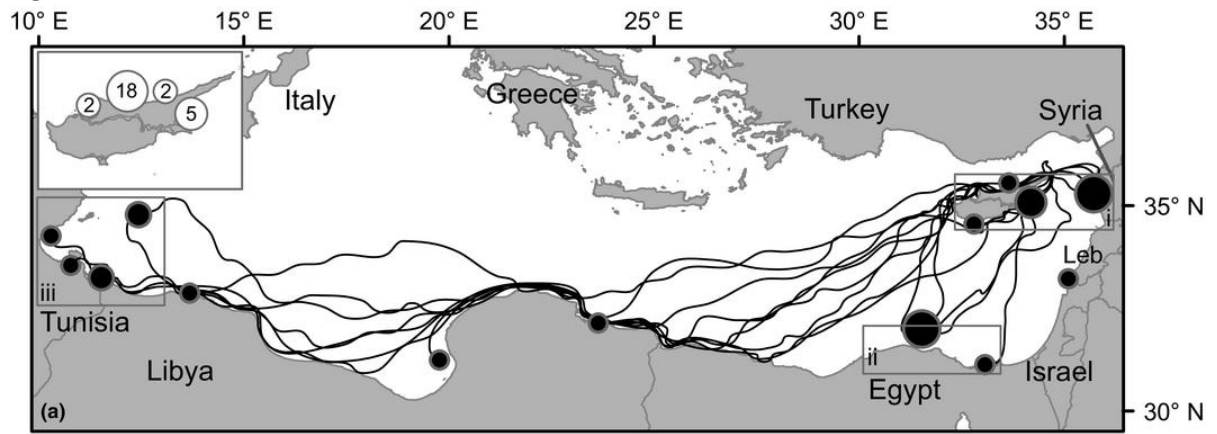


Figure 3. Loggerhead turtle migration routes ($n=24$) and final locations of residence by turtles that made post-nesting migrations directly from North Cyprus (see insert box for deployment sites. Map taken from Snape et al 2016). Black circles are scaled to the number of individuals residing in each area (1–4).



Figure 4. Beachside developments and activities impacting turtle nesting beaches.

Figure 5

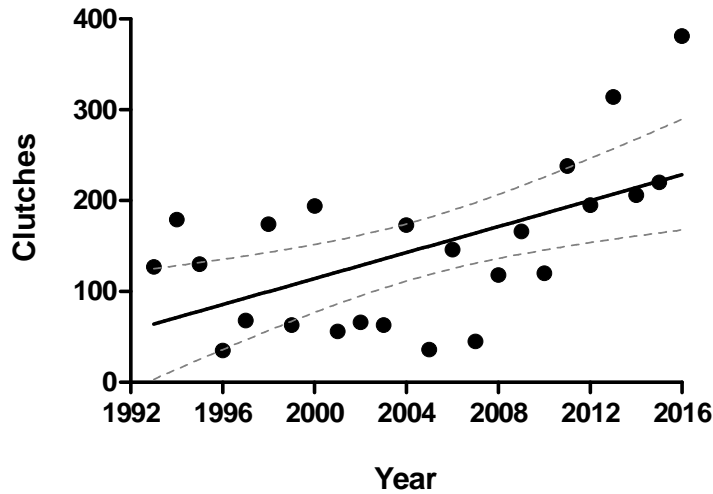


Figure 5. Green turtle nesting abundance (1993-2016) and positive linear trend (solid line) with 95% confidence band (dashed line) at eleven index sites in northern Cyprus.

Figure 6

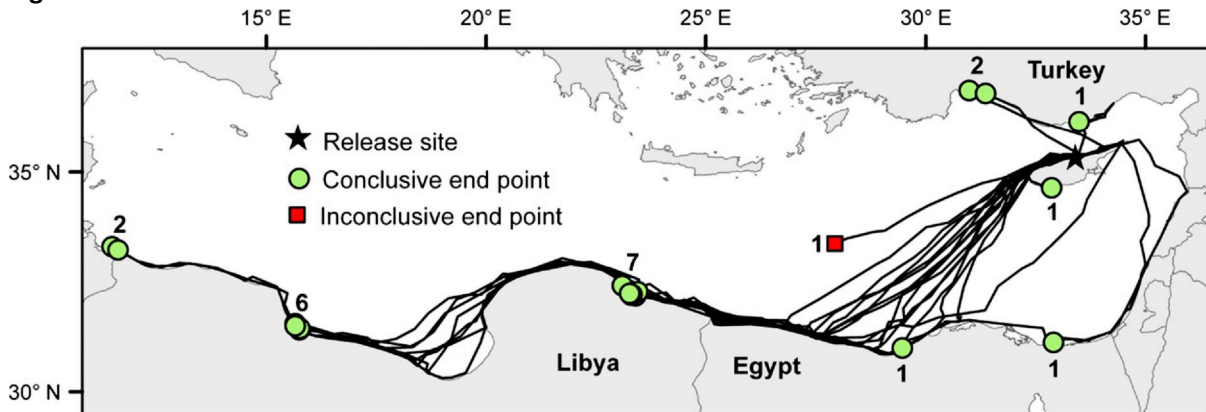


Figure 6. Green turtle migration routes and final locations of residence (n=21) of female turtles satellite tagged and tracked from Alagadi beach northern Cyprus. Numbers at final destinations indicate the number of individuals who have been tracked to that specific location (Map taken from Stokes et al 2015).

References

1. Groombridge, B., and Whitmore, C. (1989). Marine Turtle Survey In Northern Cyprus. MTN 45, 5–8.
2. Godley, B. J., and Broderick, A. C. (1992). GLASGOW UNIVERSITY TURTLE CONSERVATION EXPEDITION TO NORTHERN CYPRUS 1992 (Glasgow University: Glasgow University).
3. Broderick, A. C., and Godley, B. J. (1996). Population and nesting ecology of the Green Turtle, *Chelonia mydas*, and the Loggerhead Turtle, *Caretta caretta*, in northern Cyprus. *Zoology in the Middle East* 13, 27–46.
4. Broderick, A. C., Glen, F., Godley, B. J., and Hays, G. C. (2002). Estimating the number of green and loggerhead turtles nesting annually in the Mediterranean. *Oryx* 36.
5. Broderick, A. C., and Godley, B. J. (1999). Effect of tagging marine turtles on nesting behaviour and reproductive success. *Anim Behav* 58, 587–591.
6. Godley, B. J., Broderick, A. C., and Moraghan, S. (1999). Short-term effectiveness of Passive Integrated Transponder (PIT) tags used in the study of Mediterranean marine turtles. *Chelonian conservation and biology : journal of the IUCN/SSC Tortoise and Freshwater Turtle Specialist Group and international bulletin of chelonian research* 3, 477–479.
7. Broderick, A. C., Glen, F., Godley, B. J., and Hays, G. C. (2003). Variation in reproductive output of marine turtles. *Journal of Experimental Marine Biology and Ecology* 288, 95–109.
8. Godley, B. J., and Broderick, A. C. (1995). NORTHERN CYPRUS IS CRITICAL HABITAT FOR MEDITERRANEAN TURTLES. MTN 69.
9. Houghton, J. D. R., Broderick, A. C., Godley, B. J., Metcalfe, J. D., and Hays, G. C. (2002). Diving behaviour during the interesting interval for loggerhead turtles *Caretta caretta* nesting in Cyprus. *Mar. Ecol. Prog. Ser.* 227, 63–70.
10. Fuller, W. J., Broderick, A. C., Phillips, R. A., Silk, J. R. D., and Godley, B. J. (2008). Utility of geolocating light loggers for indicating at-sea movements in sea turtles. *Endanger Species Res* 4, 139–146.
11. Godley, B. J., Broderick, A. C., Glen, F., and Hays, G. C. (2003). Post-nesting movements and submergence patterns of loggerhead marine turtles in the Mediterranean assessed by satellite tracking. *Journal of Experimental Marine Biology and Ecology* 287, 119–134.
12. Godley, B. J., Smith, S. M., Clark, P. F., and Taylor, J. D. (1997). Molluscan and crustacean items in the diet of the loggerhead turtle, *Caretta caretta* (Linnaeus, 1758) [Testudines: Chelonidae] in the eastern Mediterranean. *Journal of Molluscan Studies* 63, 474–476.
13. Godley, B. J., Gücü, A. C., Broderick, A. C., Furness, R. W., and Solomon, S. E. (1998). Interaction between marine turtles and artisanal fisheries in the eastern Mediterranean: a probable cause for concern? *Zoology in the Middle East* 16, 49–64.
14. Snape, R. T. E., Beton, D., Broderick, A. C., Çiçek, B. A., Fuller, W. J., Özden, Ö., and Godley, B. J. (2013). Strand Monitoring and Anthropological Surveys Provide Insight into Marine Turtle Bycatch in Small-Scale Fisheries of the Eastern Mediterranean. *Chelonian Conservation and Biology* 12, 44–55.
15. Broderick, A. C., Coyne, M. S., Fuller, W. J., Glen, F., and Godley, B. J. (2007). Fidelity and over-wintering of sea turtles. *Proc Biol Sci* 274, 1533–1538.
16. Snape, R. T. E., Broderick, A. C., Çiçek, B. A., Fuller, W. J., Glen, F., Stokes, K., and Godley, B. J. (2016). Shelf life: neritic habitat use of a turtle population highly threatened by fisheries. *Diversity and Distributions* 22, 797–807.
17. Glen, F., Broderick, A. C., Godley, B. J., and Hays, G. C. (2005). Patterns in the emergence of green (*Chelonia mydas*) and loggerhead (*Caretta caretta*) turtle hatchlings from their nests. *Mar Biol* 146, 1039–1049.
18. Fuller, W. J., Godley, B. J., Hodgson, D. J., Reece, S. E., Witt, M. J., and Broderick, A. C. (2013). Importance of spatio-temporal data for predicting the effects of climate change on marine turtle sex ratios. *Mar. Ecol. Prog. Ser.* 488, 267–274.

19. Godley, B. J., Thompson, D. R., Waldron, S., and Furness, R. W. (1998). The trophic status of marine turtles as determined by stable isotope analysis. *Mar. Ecol. Prog. Ser.* 166, 277–284.
20. Broderick, A. C., and Hancock, E. G. (1997). Insect Infestation of Mediterranean Marine Turtle Eggs. *Herpetol Rev* 28, 190–191.
21. McGowan, A., Broderick, A. C., Deeming, J., Godley, B. J., and Hancock, E. G. (2001). Dipteran infestation of loggerhead (*Caretta caretta*) and green (*Chelonia mydas*) sea turtle nests in northern Cyprus. *J. Nat. Hist* 35, 573–581.
22. Sevketoglu, M., and Hanson, I. (2015). Akanthou-Arkosykos, a ninth Millennium BC coastal settlement in Cyprus. *Environmental Archaeology* 20, 225–238.
23. Broderick, A. C., Godley, B. J., Reece, S., and Downie, J. R. (2000). Incubation periods and sex ratios of green turtles: highly female biased hatchling production in the eastern Mediterranean. *Mar. Ecol. Prog. Ser.* 202, 273–281.
24. Godley, B. J., Broderick, A. C., Downie, J. R., Glen, F., Houghton, J. D., Kirkwood, I., Reece, S., and Hays, G. C. (2001). Thermal conditions in nests of loggerhead turtles: further evidence suggesting female skewed sex ratios of hatchling production in the Mediterranean. *Journal of Experimental Marine Biology and Ecology* 263, 45–63.
25. Godley, B. J., Broderick, A. C., and Mrosovsky, N. (2001). Estimating hatchling sex ratios of loggerhead turtles in Cyprus from incubation duration. *Mar. Ecol. Prog. Ser.* 210, 195–201.
26. Reece, S. E., Broderick, A. C., Godley, B. J., and West, S. A. (2002). The effects of incubation environment, sex and pedigree on the hatchling phenotype in a natural population of loggerhead turtles. *Evolutionary Ecology Research* 4, 737–748.
27. Fuller, W. J. (2008). *The Ecology and Conservation of Mediterranean Marine Turtles*.
28. Wright, L. I., Fuller, W. J., Godley, B. J., McGowan, A., Tregenza, T., and Broderick, A. C. (2012). Reconstruction of paternal genotypes over multiple breeding seasons reveals male green turtles do not breed annually. *Mol Ecol* 21, 3625–3635.
29. Kasparek, M., Godley, B. J., and Broderick, A. C. (2001). Nesting of the Green Turtle, *Chelonia mydas*, in the Mediterranean: a review of status and conservation needs. *Zoology in the Middle East* 24, 45–74.
30. Bowen, B. W., Meylan, A. B., Ross, J. P., Limpus, C. J., Balazs, G. H., and Avise, J. C. (1992). Global population structure and natural history of the green turtle (*Chelonia mydas*) in terms of matrilineal phylogeny. *Evolution* 46, 865–881.
31. Stokes, K. L., Fuller, W. J., Glen, F., Godley, B. J., Hodgson, D. J., Rhodes, K. A., Snape, R. T. E., and Broderick, A. C. (2014). Detecting green shoots of recovery: the importance of long-term individual-based monitoring of marine turtles. *Animal Conservation* 17, 593–602.
32. Snape, R. Artisanal fishers help to map marine turtle distribution and bycatch: further evidence for an important foraging ground in Famagusta Bay, North Cyprus.
33. Hochscheid, S., Godley, B. J., Broderick, A. C., and Wilson, R. P. (1999). Reptilian diving: highly variable dive patterns in the green turtle *Chelonia mydas*. *Mar. Ecol. Prog. Ser.* 185, 101–112.
34. Glen, F., Broderick, A. C., Godley, B. J., Metcalfe, J. D., and Hays, G. C. (2001). Dive angles for a green turtle (*Chelonia mydas*). *J. Mar. Biol. Ass.* 81, 683–686.
35. Hays, G. C., Broderick, A. C., Glen, F., Godley, B. J., Houghton, J. D. R., and Metcalfe, J. D. (2002). Water temperature and internesting intervals for loggerhead (*Caretta caretta*) and green (*Chelonia mydas*) sea turtles. *J Therm Biol* 27, 429–432.
36. Godley, B. J., Richardson, S., Broderick, A. C., Coyne, M. S., Glen, F., and Hays, G. C. (2002). Long-term satellite telemetry of the movements and habitat utilisation by green turtles in the Mediterranean. *Ecography* 25, 352–362.
37. Fuller, W. J., Broderick, A. C., Hooker, S. K., Witt, M. J., and Godley, B. J. (2009). Insights into Habitat Utilization by Green Turtles (*Chelonia mydas*) During the Inter-Nesting Period Using Animal-Borne Digital Cameras. *mar technol soc j* 43, 51–59.

38. Bradshaw, P. J., Broderick, A. C., Carreras, C., Inger, R., Fuller, W., Snape, R., Stokes, K. L., and Godley, B. J. (2017). Satellite tracking and stable isotope analysis highlight differential recruitment among foraging areas in green turtles. *Mar. Ecol. Prog. Ser.* 582, 201–214.
39. Stokes, K. L., Broderick, A. C., Canbolat, A. F., Candan, O., Fuller, W. J., Glen, F., Levy, Y., Rees, A. F., Rilov, G., Snape, R. T., et al. (2015). Migratory corridors and foraging hotspots: critical habitats identified for Mediterranean green turtles. *Diversity and Distributions* 21, 665–674.
40. Wright, L. I., Stokes, K. L., Fuller, W. J., Godley, B. J., McGowan, A., Snape, R., Tregenza, T., and Broderick, A. C. (2012). Turtle mating patterns buffer against disruptive effects of climate change. *Proc Biol Sci* 279, 2122–2127.
41. Broderick, A. C., and Godley, B. J. (1997). Observations of Reproductive Behavior of Male Green Turtles (*Chelonia mydas*) at a Nesting Beach in Cyprus. *Chelonian Conservation and Biology* 2, 616–616.
42. Broderick, A. C., Godley, B. J., and Hays, G. C. (2001). Trophic status drives interannual variability in nesting numbers of marine turtles. *Proc Biol Sci* 268, 1481–1487.
43. Carreras, C., Pascual, M., Cardona, L., Aguilar, A., Margaritoulis, D., Rees, A., Turkozian, O., Levy, Y., Gasith, A., Aureggi, M., et al. (2007). The genetic structure of the loggerhead sea turtle (*Caretta caretta*) in the Mediterranean as revealed by nuclear and mitochondrial DNA and its conservation implications. *Conserv Genet* 8, 761–775.
44. Laurent, L., Casale, P., Bradai, M. N., Godley, B. J., Gerosa, G., Broderick, A. C., Schroth, W., Schierwater, B., Levy, A. M., Freggi, D., et al. (1998). Molecular resolution of marine turtle stock composition in fishery bycatch: a case study in the Mediterranean. *Mol Ecol* 7, 1529–1542.
45. Wright, L. I., Fuller, W. J., Godley, B. J., McGowan, A., Tregenza, T., and Broderick, A. C. (2013). No benefits of polyandry to female green turtles. *Behavioral Ecology* 24, 1022–1029.
46. Nest Factors Predisposing Loggerhead Sea Turtle (*Caretta caretta*) Clutches to Infestation by Dipteran Larvae on Northern Cyprus Available at: [http://www.bioone.org/doi/abs/10.1643/0045-8511\(2001\)001%5B0808:NFLST%5D2.0.CO%3B2](http://www.bioone.org/doi/abs/10.1643/0045-8511(2001)001%5B0808:NFLST%5D2.0.CO%3B2) [Accessed October 25, 2017].

Cyprus-Region B

Andreas Demetropoulos and Myroula Hadjichristophorou

Cyprus Wildlife Society, P.O. Box 24281, Nicosia 1703, Cyprus

General remarks

The first turtle nesting surveys in Cyprus were undertaken in 1976 and 1977. Actual conservation activities started in 1978, with the setting up of the Lara Turtle Station on the west coast of the island (Fig. 1). Conservation activities continued without interruption since then (Demetropoulos, 1976-1989; Hadjichristophorou and Demetropoulos 1990-2007), Demetropoulos and Hadjichristophorou, 2010, Demetropoulos et al 2015. The Cyprus Turtle Conservation Project which was set up in 1978 is a government project and is implemented by the Department of Fisheries and Marine Research (DFMR). The Cyprus Wildlife Society (CWS) has been helping the DFMR with the project since 1989 and has been implementing it on behalf of the DFMR since 2010. This project covers all the beaches in the part of the island that is under government control (Demetropoulos and Hadjichristophorou, 2004). About 80% of all loggerhead nesting and more than 90% of all Green turtle nesting takes place in two protected area one on the West Coast and one in Chrysochou Bay.

1. RMU: Loggerhead Turtle (*Caretta caretta*) Mediterranean

1.1. Distribution, abundance, trends

1.1.1. Nesting sites

There are two main nesting areas for turtles (Fig. 1). The surf swept beaches on the West Coast of the island and the more sheltered beaches in Chrysochou Bay, which is the main nesting area for loggerhead turtles. There is also regular, significant nesting of loggerheads in a 3-4 other beaches and scattered or occasional nesting on most other beaches.

West Coast. There are five main nesting beaches on the west coast, with Green and Loggerhead nesting on the same beaches. These are in the Lara/Toxeftra Turtle Reserve (Fig. 2), which covers 10 km of coastline as well as the adjacent sea. The total beach length in this area is about 3.5km. There is also some nesting on other beaches on the west coast outside the Reserve, at Helios beach and in the Coral Bay beaches. All beaches are monitored and all the nests are protected, inside and outside the reserve.

Chrysochou Bay. There are eight main beaches in this bay, on which there is significant loggerhead nesting. There is nesting in about 12 km of beach. About 10km of these beaches are in the new Natura 2000 site, which has a total length of 11 km.

Some nesting also takes place in a number of other beaches in the area. All beaches are monitored and all nests are protected

It was estimated that up to 2006 the loggerhead population was about 300 females. The present situation (2010-2015) is being reassessed and it is deemed to be about 900 females (see also 2.2).

1.1.2. Marine areas

No major loggerhead feeding or wintering grounds have been identified. Mating grounds are mainly just off the nesting beaches, especially in Chrysochou Bay.

The information available is insufficient for reliable conclusions to be drawn on any key migratory paths, from this Region, in the context of the RAC/SPA (UNEP/MAP) Action Plan for the conservation of Mediterranean marine turtles (RAC/SPA (UNEP/MAP), 2007). But see also 3.1.2.

Past distribution and abundance

In the Lara/Toxeftra Reserve, on the There is little information on past distribution and numbers of loggerhead turtles before the last 40 years (Fig. 3). Some nesting beaches have since been lost to urbanisation, recreation and tourism. Apart from this, the only major change that has been noted in the last 40 years has been the substantial increase in the number of nests noted since 2006 in Chrysochou Bay and since 2005 on the West Coast (see Chapter 6). However what was the loggerhead population nesting on the island three generations back, can only be the subject of conjecture, as this would date back to the beginning of the 20th century and there are only a few sources of data to quantify this.

Old fishermen and the toponomy of one area, Chelones, on the north-east coast of the island, provide indications that turtles were more frequent in the past. The small size turtles of the present generation nesting in Cyprus, compared for example with those nesting in Greece, (Margaritoulis et al) are also signs of a heavily exploited population, which can safely be assumed to have been larger than what it is today.

The nesting population and trend in loggerhead nesting (Fig. 3) is commented upon elsewhere (see 2.1.1 and Ch. 6)

1.2. Other biological data

Please see Table 1.

1.3. Threats

1.3.1. Nesting sites

Coastal development

Coastal development and constructions and the associated photo-pollution are the main problems in Chrysochou Bay, together with the related human presence and disturbance on the beaches. With the declaration of a large part of this bay into a Natura 2000 site and the pending management measures, these threats are hoped to be at least largely mitigated. Driving on the beaches is also a significant threat in this area especially on a couple of beaches. Mechanical beach cleaning has so far been a minor and local problem on a couple of beaches in Chrysochou Bay.

Coastal constructions with some associated photo-pollution and water sports are the main problems on one beach in the western end of Chrysochou Bay, together with the related human presence on the beaches, at night in particular.

In the Lara/Toxeftra Reserve on the west coast, there has been no coastal development and photopollution is very limited. Human presence on the beaches at night is strictly controlled as is driving on the beaches, though some problems still exist with driving, albeit on a reduced scale, on two of the beaches. There is no mechanical beach cleaning in the Lara/Toxeftra Reserve area. On two beaches on the West Coast, outside the Reserve, in the Coral Bay area, tourism had reached such levels that all nests (about 10-20) had to be relocated every year to the Reserve area, to a "hatchery" on the beach.

Beach restructuring

Sand extraction from some beaches in Chrysochou Bay (Fig. 4), mainly in the late 1970s and early 1980s, has caused problems of beach erosion. This has also caused problems on a couple of beaches on the west coast. Sand extraction from beaches has since then been very strictly controlled, though the impact of massive sand extraction has left its impact on some beaches. There are no problems with beach armouring, nourishment or sand extraction on the West Coast nesting beaches. Potima beach on the west coast has however been impacted by past sand extraction and part of it has been armoured to protect the coastal road behind it. One other beach in the Reserve area (Toxeftra) has also been impacted by past, illegal, sand extraction dating back to the 1990's.

Non-human predation

Fox predation was the major problem and, before the protection of nests with cages, predation reached 80% on some beaches. Now all nests are protected against foxes with cages and predation

is limited to about 10%, depending on the beach. Ghost crabs are also a minor predator on a small number of beaches.

Human exploitation

There is no human exploitation of eggs and no turtles are killed for exploitation purposes.

Other threats

Erosion was largely caused by sand extraction which has now stopped. Beaches are now reaching new equilibriums, though no doubt there are residual effects. The damming of rivers may pose problems of supply of material for beaches in the years to come. This may act synergistically with sea level rise in impacting beaches. Tourism pressure for sandy beaches has also led to the construction of breakwaters in many areas around the island irrespective of any erosion issues. There is pressure now for the construction of such breakwaters off some beaches in Chrysochou Bay. Some new breakwaters started being constructed 2-3 years ago in this bay, just west of Polis town, at the western end of the NATURA 2000 Polis-Gialia site, which was set up for turtle conservation purposes. More are planned for the same area.

The real effect of debris on the nesting beaches is minimal and is mainly limited to wood and some large objects washed up on the beaches by the prevailing westerly winds. Manual beach clean ups of nesting beaches, mainly in the turtle reserve area on the west coast, are carried out in the nesting season. The west coast is the area getting much but not all of its debris from the open sea due to the prevailing westerly winds. The Chrysochou Bay beaches are impacted more by what beach users leave behind and by what the small boat users in the bay are jettisoning.

1.3.2. Marine Habitats

Incidental catch

The main problems are associated with bottom set nets (trammel nets). Mortality from incidental catches in such nets is estimated from strandings, which are mainly in Chrysochou Bay, where much fishing with small boats takes place in summer but also and to a lesser degree, off the West Coast. Significant strandings are also taking place east of Limassol. Strandings of loggerheads are mainly of adults and both male and female turtles are washed up in more or less equal numbers. About 15-20 loggerhead turtles per year are usually washed up on the West Coast and in Chrysochou Bay and a similar number are washed up on the coast of the island east Limassol.

The increases in the population of this turtle in the waters of the island in recent years, has inevitably resulted in more turtles being caught in fishing nets. More intensive monitoring in recent years has also probably added to these numbers. Long-lining for swordfish, a potential threat, has practically stopped in Cyprus due to a significant drop in catches, stemming no doubt from overexploitation of resources (not all due to the local fishery). Some tuna long lining is now taking place seasonally, mainly in May/June and may be having an impact also.

Intentional killing and exploitation

On the West Coast and in Chrysochou Bay deliberate killing is now very limited. There may be 1-2 turtles (of both species) killed this way every year in these areas. Deliberate killing is a bit more widespread in the areas east of Limassol and Larnaca where there are more fishermen. Again this information comes from our strandings records. There is no killing for trade or for personal use, though in the past hanging of dried carapaces on walls, for decoration, was fairly widespread in fish restaurants on the coast

Other threats

There is no evidence of any other significant threats. For instance, only 1-2 of the dead turtles (green and loggerhead) that have been recorded in recent years, had evidence of a boat strike. Practically all drown in fishing nets and the occasional one by being caught on a long line. There has been little evidence of deaths from the ingestion of large pieces of plastic, such as loss of weight and inability to dive in live turtles.

2. RMU: Green turtle (*Chelonia mydas*) Mediterranean

2.1. Distribution, abundance, trends

2.1.1. Nesting sites

There are two main nesting areas for turtles (Fig. 1). The surf swept beaches on the west coast of the island and the more sheltered beaches in Chrysochou Bay, which is the main nesting area for loggerhead turtles. Green turtles nest mainly on the west coast beaches.

West coast: There are five main green turtle nesting beaches on the west coast and one small one. The total beach length is about 3.5 km (in 10 km of coastline). These beaches are in the Lara/Toxeftra Turtle Reserve (Fig. 2). They are Toxeftra, Ayii Phanentes (AP), South Lara Bay (L2), Lara (W) and North Lara Bay (L1) and Karavopetres (K). There is also some nesting in a couple of beaches outside the Reserve. The Potima beach and the Paphos airport beach, on the south end of the west coast. Nesting at the Potima beach seems to have practically stopped and the occasional green turtle now nests at the Helios beach, a bit further south. There is also some nesting on Asprokremmos beach in Chrysochou Bay and occasional nesting on the other beaches in this bay. All beaches are monitored and all the nests are protected, inside and outside the two turtle reserves. The green turtle nesting population has also been estimated on the basis of recent nest numbers (2010-2015) to be over 100 females compared to about 50, which was the previous long term average up to 2010. Well over 100 adult green turtles were tagged since 1980.

2.1.2. Marine areas

There is an important foraging area for juvenile, sub-adult and adult green turtles in Chrysochou Bay. These are found there throughout the year. They feed mainly on the *Cymodocea nodosa* and the larger turtles also feed to a degree on *Posidonia*. Juveniles and sub-adults have been noted in the area, in increasing numbers in the last 10-20 years in particular. This is confirmed by our own observations, those by fishermen and by the stranding records in this area. Other foraging areas are being investigated.

The information available is still insufficient for reliable conclusions to be drawn on any key migratory paths from the West Coast nesting turtles, in the context of the RAC/SPA (UNEP/MAP) Action Plan for the Conservation of Mediterranean Marine Turtles (RAC/SPA (UNEP/MAP) - 2007).

Past distribution and abundance

Past distribution of green turtles in the specific area (west and south coast of Cyprus) is partly unknown, but at least one nesting beach on the west coast (Potima), which is monitored since 1978, was degraded due to sand extraction in the early 1980s. New beach armouring in the last few years have impacted this beach and have stopped its recovery, though there were signs of a new sand equilibrium being reached. Urbanisation, tourism etc. have caused problems in other areas such as Ayia Napa (now a very intensive tourist resort) where green turtle nesting has ceased since about 1980, while disturbance on Asprokremmos beach in the western part of Chrysochou Bay has affected green turtle nesting on this beach. (see also 2.2)

As already mentioned the green turtle nesting in the area (West Coast and Chrysochou Bay) has now risen to around 100 females. Though there were large fluctuations in nesting numbers over the years, the older nesting data on green turtles nesting can be found in Fig. 3.1.1 and Fig 5).

2.2. Other biological data

Please see Table 1.

2.3. Threats

2.3.1. Nesting sites

Coastal development

In the Lara/Toxeftra Reserve, on the west coast, there has been no coastal development and photopollution is very limited. Human presence on the beaches at night is strictly controlled as is driving on the beaches, though some problems still exist with driving, albeit on a much reduced

scale, on two of the beaches. There is no mechanical beach cleaning in the Lara/Toxeftra Reserve area.

Coastal development and constructions with some associated photo-pollution and water sports are the main problems in one beach in the western end of Chrysochou Bay, where there is still some green turtle nesting. The drop in nesting on this beach is associated with the related human presence on that beach, at night in particular. Driving is also a problem in this beach.

With the declaration of a large part of Chrysochou Bay into a Natura 2000 site and the pending management measures, these threats were expected to be, at least largely, mitigated. Delays in deciding on and in implementing management measures however are now causing problems.

Beach restructuring

As for *Caretta caretta*.

Non human predation

See above on fox predation.

Human exploitation

There is no human exploitation of eggs and no adults are killed for exploitation purposes.

Other threats

Erosion was largely caused by sand extraction, which has now stopped. Any beaches affected are now reaching new equilibriums, though no doubt there are residual effects.

The real effect of debris on the nesting beaches is minimal and is mainly limited to driftwood and some large objects washed up on the beaches by the prevailing westerly winds. Manual beach clean-ups of nesting beaches are carried out in the nesting season. (see also 2.3.1.5)

2.3.2. Marine areas

Incidental catches

The main problems are associated with bottom set nets (trammel nets). Mortality from incidental catches in such nets is estimated from strandings, which are frequent in Chrysochou Bay where much fishing with small boats takes place.

Strandings of green turtles are largely of juveniles and sub-adults (30 to 60 cm) on the Chrysochou Bay beaches, with the occasional adult also found there. About 20-30 green turtle juveniles and sub-adults a year were found dead over the last two years, in Chrysochou Bay and the West Coast. They are often found in the summer months when fishing is more intensive in this bay.

The large increases in the number of juvenile green turtles in the area in recent years, have also inevitably resulted in more incidental catches.

However, more intensive monitoring in recent years may have also resulted in a somewhat exaggerated increasing trend in strandings. Long-lining for swordfish, a potential threat, has practically stopped in Cyprus due to a significant drop in catches, stemming no doubt from overexploitation of resources (not all due to the local fishery). Some tuna long lining is now taking place seasonally, mainly in May/June (see also 2.3.2.1)

Intentional killing and exploitation

as for *Caretta caretta*

Other threats

as for *Caretta caretta*

3. RMU: Leatherback turtle (*Dermochelys coriacea*) Atlantic (unknown)

There have been a few records of incidental catches of leatherbacks in Cyprus, mainly on long lines and trammel net, but these turtles are very rare in the region and no further information is provided.

Conservation status

Turtles in Cyprus are protected mainly by the provisions of the fisheries legislation which, in addition to the sea, covers the nesting beaches also. Since joining the European Union turtles are also protected under the provisions of the EU Habitats Directive and Law 153(I)/2003 for the

Conservation and Management of Nature and Wildlife which transposes this Directive into National Law. This law has provisions for the conservation of species and habitats listed in the annexes. Both turtle species are included in Annex II and IV of the Directive.

Cyprus has ratified inter alia the Barcelona Convention and its Biodiversity Protocol, the Bern and Bonn Conventions and CITES, all of which have provisions for turtle conservation.

The legal protection of turtles in Cyprus is analysed below in greater detail

Species conservation

Turtles and their eggs have been protected under the fisheries legislation since 1971 (Fisheries Law, CAP135 and amendments and the Fisheries Regulations enacted on the basis of this law). The killing, pursuing, catching, buying, selling or possessing of a turtle or attempting to do any of these is prohibited, as is the buying or selling or possession of any turtle egg or turtle part or derivative.

Habitat conservation

West Coast

In 1989 habitat protection was given to the main nesting area on the west coast of the island on the basis of the Fisheries Law and Regulations. A 10 km stretch of coastline was declared, on the basis of the above legislation, as a turtle reserve. This was the Lara/Toxeftra Turtle Reserve. It includes the coastline and the adjacent sea area, down to the 20 metre isobath (about 1-1.5 km distance from the coast). The Reserve includes the 5 main Green turtle nesting beaches, which also support loggerhead nesting. The management regulations are in the Law. These foresee that the public is not allowed to:

Stay on the beaches or the coastal area at night

Drive any vehicle on a beach or tolerate such action

Place any umbrella, caravan, tent etc., in the Protected Area

Use or anchor a boat or tolerate such action (to the 20m isobath),

Fish, except with a rod and line (to the 20m isobath)

In 2011 the Turtle Reserve Area, all the beaches north of the Lara/Toxeftra Reserve, all the hinterland to the north coast together with the sea area to the 50m isobath, were declared as a part of the Akamas NATURA 2000 site. The Lara/Toxeftra Management Regulations continue in any case to be in force.

Chrysochou Bay

In 2002 the Polis/Limni was declared, on the basis of the Town and Country Planning legislation as a "Shore for Ecological Protection". Its provisions include: no permits for the commercial use of beach; no breakwaters or marinas and restrictions for the adjacent land area regarding lights.

In 2005 The Polis/Limni area was extended to include the Yialia area and the whole area was proposed to the European Commission as a "Natura 2000" site on the basis of the EU Habitats Directive. It was accepted as an SCI in 2008. The site includes an 11 km stretch of coastline (varying from 65-200 m wide) and the adjoining sea area down to the 50m isobath. The management regulations are at their final stage of adoption at the time of writing.

Enforcement

The Fisheries legislation is implemented by the Department of Fisheries and Marine Research (DFMR) and its Inspectorate Service, which has offices and patrol boats in all the coastal towns. The management measures foreseen in the law are largely implemented and are very effective.

The management plans for "Natura 2000" sites are being elaborated and law implementation and enforcement is partly in place already. Licensing and law enforcement on the basis of the Habitats Directive Law is the responsibility of the Environment Service of the Ministry of Agriculture Natural Resources and Environment, in cooperation with the DFMR in the marine/coastal sites. Licensing and law enforcement on the basis of the Fisheries legislation remains the responsibility of the DFMR.

Conservation efforts

Conservation activities started in 1978, after surveys in 1976 and 1977, with the setting up of the Lara Turtle station. Conservation continued without interruption since then. The main initial aim was to protect nests and hatchlings from predation by foxes. The Turtle Conservation Project is a government project and is implemented by the Department of Fisheries and Marine Research (DFMR). The Cyprus Wildlife Society has been helping with the project for decades and has been implementing it since 2010 on the basis of an agreement with the DFMR. The project covers all the nesting beaches that are in the part of the island that is under government control.

The main aims of the project now are:

Protecting and managing the nesting beaches and the adjacent sea

Protecting nesting females on the nesting beaches and adjacent sea during nesting

Protecting eggs and hatchlings from predation - and from human activities

Protecting turtles at sea

Monitoring the turtle population and nesting activity in Cyprus

Raising public awareness in turtle conservation

The project evolved with time. Head-starting (Fig. 6) was experimented with for many years, until the mid-1990s, when it was put on hold pending results. A Rescue Centre now operates at Meneou, in DFMR's Mariculture Research Station.

Conservation methods used

In the Lara-Toxeftra Reserve and on the Polis/Limni/Yialia beaches as well as on practically all other beaches that have any nesting, all nests are protected *in situ*, i.e., where the eggs were laid, by placing open, self-releasing, aluminium (non-magnetic) cages over them (Fig. 2 and 7). Non-magnetic material is used for the cages so as not to risk unintended behavioural consequences by distorting the magnetic field in the area of the nest. Such distortion may interfere with imprinting mechanisms affecting orientation and navigation. These cages have been used in the Cyprus Turtle Conservation Project since 1995, after years of experimentation and evolution in cage design. Since then studies have confirmed the assumptions made on the distortion of the magnetic field in the area of the egg chamber by the use of magnetic material for cages (Irwin et al., 2004). The cages used allow hatchlings to escape to the sea, as soon as they emerge from the sand, but prevent foxes from getting at the nest.

The minimum of intervention is aimed for, at all stages of conservation. A "hatchery" is now used for a small number of nests (ca. 10-20) that cannot be adequately protected where they were laid. Loggerhead nests are relocated there mainly from a couple of tourist beach on the West Coast (Coral Bay/Helios beaches). The hatchery is a fenced off part of the beach. Very few green nests are relocated to the hatchery at Lara, as there is little or no green turtle nesting on the Coral Bay area.

The conservation practices used are the ones described in the Manual for Marine Turtle Conservation in the Mediterranean (Demetropoulos and Hadjichristophorou, 1995) and its 2008 Addendum 1 on Conservation Practices (Demetropoulos and Hadjichristophorou, 2008). The conservation practices used, have evolved during the life of the project with the experience and knowledge gained. Part of the work carried out in the project is focused on the mitigation of the impact of tourism development on turtle nesting beaches. The recommended strategies and actions are outlined by Demetropoulos (2003).

Inter alia the following are also practiced:

Nests laid too near the sea, which will obviously be inundated by waves, are relocated higher up the same beach. About 5% of the nests are usually relocated up the beach

The egg chamber is located with an aluminium rod or a stick, when the nests are fresh.

No digging to locate or verify the presence of eggs takes place. Nests are dug up a few days after the end of hatchling emergence from the nest, so as to check on what happened in the nest.

Though tagging is not a conservation measure, it is mentioned here, as it may endanger turtles. Turtles may for example be disturbed if approached at the wrong time, preventing nesting, while

inappropriate tags and tagging may endanger turtles, restricting flipper growth and mobility and may also cause increased risks of entanglement in trammel nets. The UNEP/MAP tagging recommendations were adopted mainly with the above in mind. These tagging recommendations are followed in the project. Blue Dalton Jumbo tags are used in adults and the smaller Rototags are used in smaller turtles (over 30cm). Turtles are usually double tagged on the trailing end of the front flippers, at the distal end of the flipper.

Achievements

It is estimated that through predation control and relocations more than four times as many hatchlings reach the sea every year than would have done if nests were not protected.

There have been significant increases in the number of loggerhead clutches of eggs (nests) in Chrysochou Bay since 2006 and since 2005 on the West coast, with larger increases between 2010 and 2015 and after. This is deemed to be the result of a combination of factors, including the success of conservation measures. The coincidence of the onset of nest increases (2005/2006) and the calculated number of years a loggerhead turtle requires to reach maturity (about 20 – 25 years) and to start nesting, after conservation measures are implemented, is a very good indication as to the likelihood that there is a valid cause–effect connection. Fluctuations in nest numbers from year to year are normal and these may also be influenced by climate change issues. Fluctuations in nest numbers on the West Coast of the island in particular, may be due, in part at least, to the hydrography of the area with a cold/hot water front frequently moving up and down the coast (Demetropoulos and Hadjichristophorou, 2008).

The nesting loggerhead females in the project area are generally young and it is deemed that the population may be recovering from the heavy exploitation of turtles that took place in the past in the east Mediterranean, though this was primarily aimed at green turtles. This relatively small size of nesting loggerhead turtles, compared to those nesting in Greece, for example and the scarcity of older/larger turtles may be indications of this. These are characteristic of all heavily exploited populations and are familiar to fishery scientists working on population dynamics. Mediterranean loggerhead turtles are of course known to be generally smaller than the Atlantic ones.

Unlike the increases that started in 2005/2006 in nesting in the loggerhead turtles, increases in green turtle nesting did not start until 2012 and continued, peaking, so far, in 2016 and reflecting no doubt the longer period (by six years) required by the green turtle to mature and to start nesting. (Fig. 5),

Conservation needs

What is pending is the adoption of effective management regulations for the “Natura 2000” site in Chrysochou Bay. The land boundaries of this area in particular are causing some concern in relation to the management of the nesting beaches in this area, while pressures exerted towards the commercialization of several beaches in this bay are increasing.

What is also pending is the finalizing of the setting up of the “Natura 2000” site for the wider Akamas peninsula, which is hoped, will safeguard the hinterland behind the Lara/Toxeftra Reserve. Pressures exist here also, in spite of the declaration of the area as an SCI on the basis of the Habitats Directive, in 2011.

Miscellaneous

None

Institutions and organizations involved in conservation, management, and research

Public

The Department of Fisheries and Marine Research (DFMR), of the Ministry of Agriculture Natural Resources and Environment, is the only government organisation that is involved in actual turtle conservation, management, monitoring and research. It has been the sole actor in all these since 1971 when the first law protecting these species was enacted. It implements, in the field, the Cyprus Turtle Conservation Project, with professional assistance from the Cyprus Wildlife Society. This includes assistance in all aspects of turtle conservation.

The Environment Service of MANRE is now also involved in the preparation of the management plans for the two Natura 2000 sites, along with the DFMR on the marine/coastal sites.

Private

The Cyprus Wildlife Society (CWS) is the only NGO that is doing regular work in the field on turtle conservation in Cyprus. It has been helping the DFMR with the implementation of the Cyprus Turtle Conservation Project, mainly since 1989, with nest protection, monitoring etc, (Demetropoulos and Hadjichristophorou, 2004) and has been implementing it on behalf of the DFMR since 2010. Professional experienced biologists and technicians are used. The DFMR has to a large degree been financing the project.

The CWS was also instrumental in preparing and publishing the Turtle Conservation Manual and its 2008 Addendum on Conservation Practices. The CWS prior to 2010 did all its work with its own resources. It is also involved in raising public awareness, education and training. It has published posters, postcards etc. Since 1989 it has also been organising and undertaking, every year, practical, hands on, training courses in turtle conservation for RAC/SPA (UNEP/MAP) sponsored scientists and more recently for Council of Europe trainees. These courses are undertaken in cooperation with the Department of Fisheries and Marine Research (DFMR) but are not financed by it. The courses are provided free by the Society.

10 Resources available about marine turtle research and conservation

http://www.moa.gov.cy/moa/dfmr/dfmr.nsf/page13_en/page13_en?OpenDocument

Table 1. Main biology and conservation aspects of sea turtle Regional Management Units (RMU) occurring in Cyprus –Region B.

RMU	CYPRUS: MED C. caretta		CYPRUS: MED <i>Chelonia mydas</i>	
	CC-MED	Ref #	CM-MED	Ref #
Occurrence				
Nesting sites	Y	5,6,7	Y	5,7
Pelagic foraging grounds	N	N	N	N
Benthic foraging grounds	N	N	Y	5,7
Key biological data				
Nests/yr: recent average (range of years)	911 (2010-2015)	5	101 (2010-2015)	5
Nests/yr: recent order of magnitude	658-1163	5	54-154	5
Number of "major" sites (>20 nests/yr AND >10 nests/km yr)	2	5	1	5
Number of "minor" sites (<20 nests/yr OR <10 nests/km yr)	n/a	n/a	n/a	n/a
Nests/yr at "major" sites: recent average (range of years)	857 (2010-2015)	5	n/a	n/a
Nests/yr at "minor" sites: recent average (range of years)	54 (2010-2015)	5	n/a	n/a
Total length of nesting sites (km)	13,5	5	n/a	n/a
Nesting females / yr	450?	n/a	n/a	n/a
Nests / female season (N)	n/a	n/a	n/a	n/a
Female remigration interval (yrs) (N)	n/a	n/a	n/a	n/a
Sex ratio: Hatchlings (F / Tot) (N)	n/a	n/a	n/a	n/a
Sex ratio: Immatures (F / Tot) (N)	n/a	n/a	n/a	n/a
Sex ratio: Adults (F / Tot) (N)	n/a	n/a	n/a	n/a
Min adult size, CCL or SCL (cm)	60 CCL	6	n/a	n/a

Age at maturity (yrs)	na	n/a	n/a	n/a
Clutch size (n eggs) (N)	n/a	n/a	n/a	n/a
Emergence success (hatchlings/egg) (N)	n/a	n/a	n/a	n/a
Nesting success (Nests/ Tot emergence tracks) (N)	n/a	n/a	n/a	n/a
Trends				
Recent trends (last 20 yrs) at nesting sites (range of years)	Up (1995-2015)	5	Up (1995-2015)	5
Recent trends (last 20 yrs) at foraging grounds (range of years)	n/a	n/a	n/a	n/a
Oldest documented abundance: nests/yr (range of years)	177 (1978 - 2004)	5,6	50 (1978 - 2004)	5
Published studies				
Growth rates	N		N	
Genetics	N		N	
Stocks defined by genetic markers	N		N	
Remote tracking (satellite or other)	N		N	
Survival rates	N		N	
Population dynamics	N		N	
Foraging ecology (diet or isotopes)	N		N	
Capture-Mark-Recapture	N		N	
Threats				
Bycatch: presence of small scale / artisanal fisheries?	Y (SN, DLL, PLL)	5	Y (SN, DLL, PLL)	5
Bycatch: presence of industrial fisheries?	N		N	
Bycatch: quantified?	N		N	
Take. Intentional killing or exploitation of turtles	Y	5	Y	5
Take. Egg poaching	N		N	

Coastal Development. Nesting habitat degradation	Y	5	Y	5
Coastal Development. Photopollution	Y	5	Y	5
Coastal Development. Boat strikes	Y	5	Y	5
Egg predation	Y	5	Y	5
Pollution (debris, chemical)	n/a		n/a	
Pathogens	n/a		n/a	
Climate change	n/a		n/a	
Foraging habitat degradation	n/a		n/a	
Other	n/a		n/a	
Long-term projects (>5yrs)				
Monitoring at nesting sites (period: range of years)	Y (1978 - ongoing)	5	Y (1978 - ongoing)	5
Number of index nesting sites	N		N	
Monitoring at foraging sites (period: range of years)	N		N	
Conservation				
Protection under national law	Y	7	Y	7
Number of protected nesting sites (habitat preservation) (% nests)	2 (80%)	5, 7	2 (>90%)	5, 7
Number of Marine Areas with mitigation of threats	1	5, 7	1	5, 7
N of long-term conservation projects (period: range of years)	2 (1978-2017)	5	2 (1978-2017)	5
In-situ nest protection (eg cages)	Y	5, 7, 9	Y	5, 7, 9
Hatcheries	1	5	1	5
Head-starting	1*	7	1*	7
By-catch: fishing gear modifications (eg, TED, circle hooks)	N	N	N	N
By-catch: onboard best practices	N	N	N	N
By-catch: spatio-temporal closures/reduction	Y	7	Y	7
Other	N	N	N	N

Table 2. The nesting beaches of Cyprus- Region B.

RMU / Nesting beach name	Index site	Nests/yr: recent average (range of years)	Crawls/yr: recent average (range of years)	Western limit		Eastern limit		Central point		Length (km)	% Monitored	Reference #	Monitoring Level (1-2)	Monitoring Protocol (A-F)
				Long	Lat	Long	Lat	Long	Lat					
CC-MED														
West Coast (Lara/Toxeftra Turtle Reserve)	N	237 (2010-2015)	n.a					34,954225	32,303533	3,5	100%	5		
Chrysochou Bay	N	621 (2010-2015)	n.a					35,036700	32,426400	11	100%	5		
CM-MED														
West Coast (Lara/Toxeftra Turtle Reserve)	N	111 (2010 - 2016)	n.a					34,954225	32,303533	3,5	100%	5		

Table 3. The conventions signed by Cyprus-Region B.

International Conventions	Signed	Binding	Compliance measured and reported	Species	Conservation actions	Relevance to sea turtles
Bern Convention	Y	Y	Y	CM, CC		
Barcelona Conventtion	Y	y		CM, CC		SPAMI
CBD	Y	Y		ALL		
CITES	Y	Y		ALL		
Habitats Directive	Y	Y	Y	CM, CC		NATURA SITES etc
Bonn Convention	Y	Y		ALL		

Figure 1.

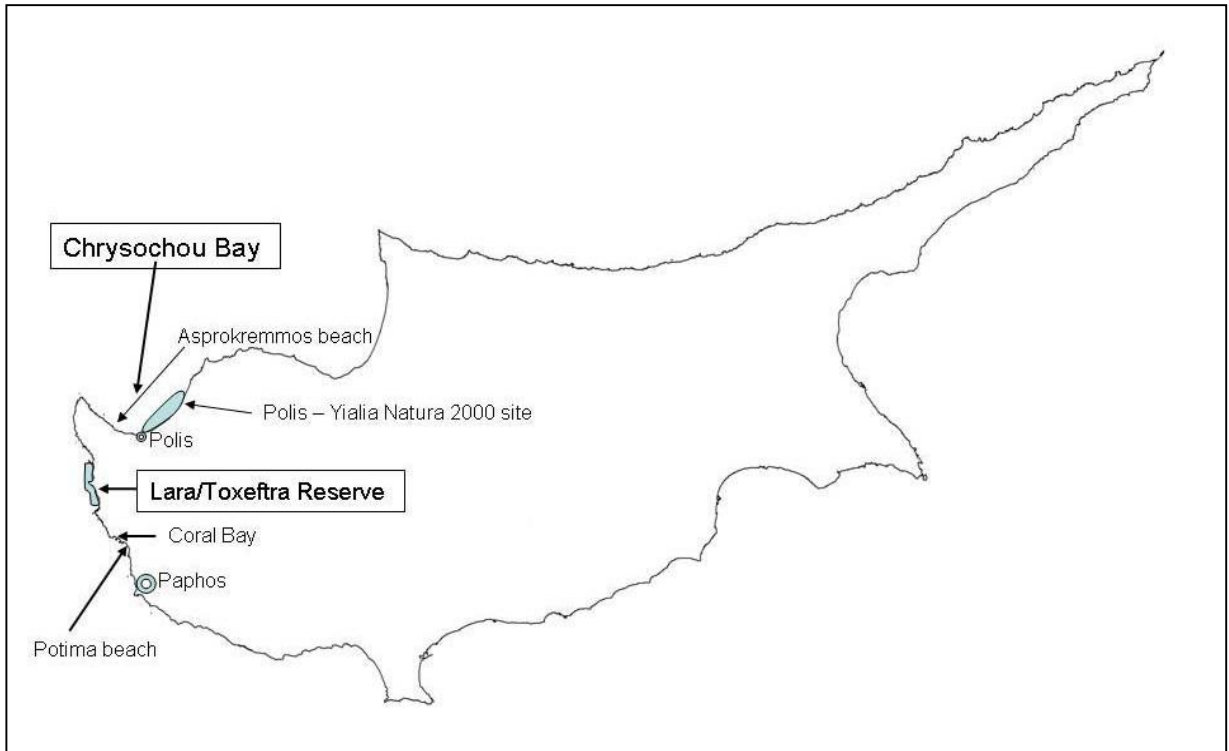


Figure 1. Map of Cyprus with main nesting sites on the West Coast and in Chrysochou Bay.

Figure 2.



Figure 2. Lara beach with protective cages for nests (Photo: A. Demetropoulos).

Figure 3.

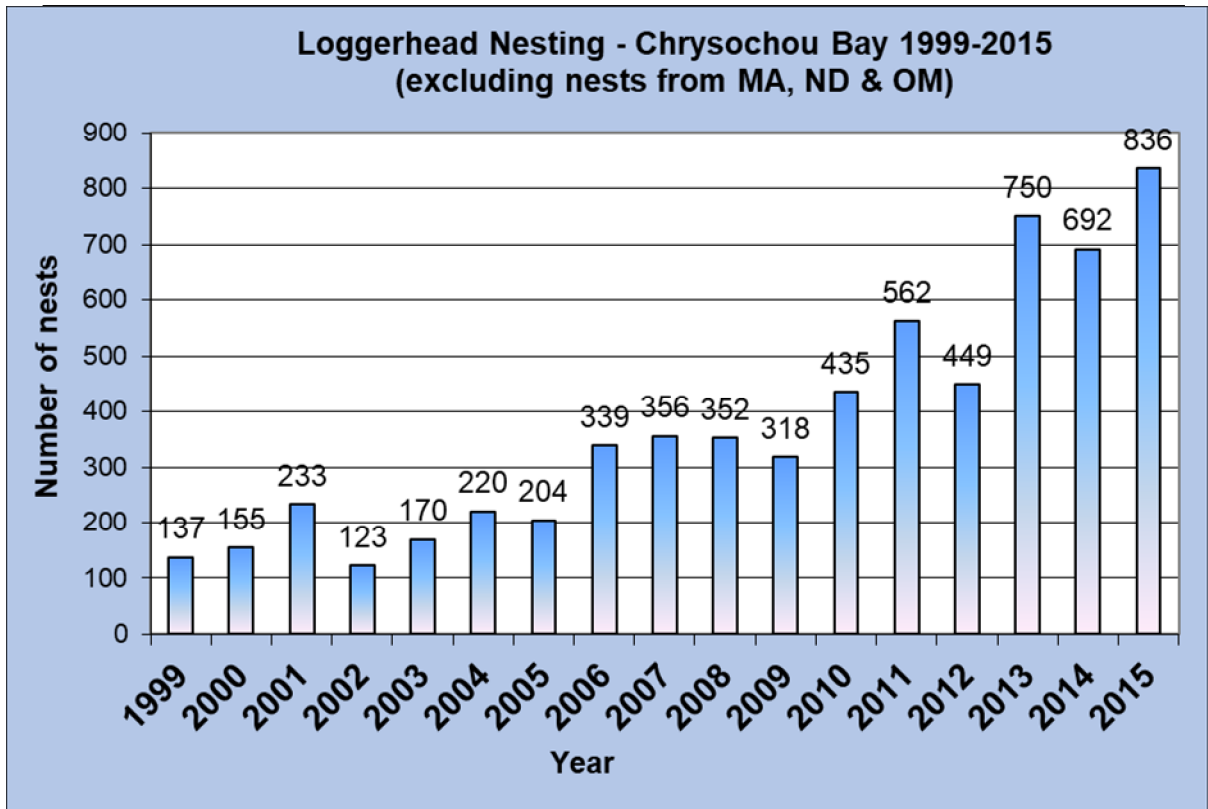


Figure 3. Loggerhead nesting in Chrysochou Bay, 1999-2015. (Sources: Demetropoulos 1989. Demetropoulos and Hadjichristophorou 2009. Hadjichristophorou and Demetropoulos 1990-2007. Demetropoulos and Hadjichristophorou unpublished data. Demetropoulos et al 2015.)

Figure 4.



Figure 4. Past sand extraction at Chrysochou Bay (Photo: A. Demetropoulos).

Figure 5

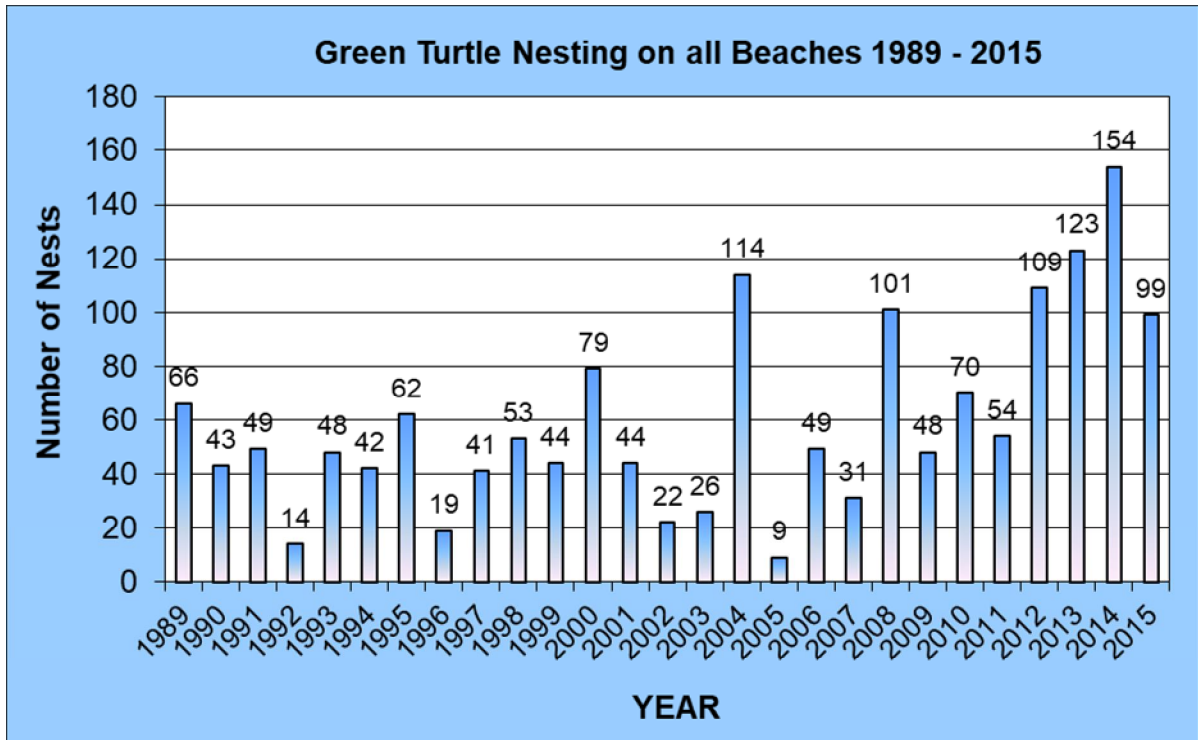


Figure 5. Green Turtle Nesting on the West Coast, 1989-2007. (Sources: Demetropoulos, 1989. Demetropoulos and Hadjichristophorou, 2009. Hadjichristophorou and Demetropoulos, 1990-2007. Demetropoulos and Hadjichristophorou, Unpublished data. Demetropoulos et al 2015)

Figure 6






Figure 6. Head-starting was experimented with in the past (Photo: A. Demetropoulos).

References provided in the text

Demetropoulos, A., 1976-1989. Annual Reports on the Department of Fisheries and the Cyprus Fisheries. Dept. of Fisheries. Ministry of Agriculture and Natural Resources, Cyprus.

Demetropoulos, A., 1989. Annual Report on the Department of Fisheries and the Cyprus Fisheries. Dept. of Fisheries. Ministry of Agriculture and Natural Resources, Cyprus

Demetropoulos, A., 2003. Impact of Tourism Development on Marine Turtle Nesting: Strategies and Actions to Minimise Impact – A Summary. Key-note Presentation, in: Margaritoulis, D., Demetropoulos, A. (Eds.). Proceedings, First Mediterranean Conference on Marine Turtles (Rome 2001). Barcelona Convention, Bern Convention /Council of Europe, Bonn Convention (CMS). Nicosia, Cyprus, pp. 27-36.

Demetropoulos, A., Hadjichristophorou, M., 1995. Manual on Marine Turtle Conservation in the Mediterranean. UNEP(MAP/SPA) IUCN/CWS/Fish. Dept. MANRE (Cyprus).

Demetropoulos, A., Hadjichristophorou, M., 2004. Turtles and Turtle Conservation in Cyprus. Information leaflet on the Cyprus Turtle Conservation Project. Department of Fisheries and

Marine Research. Ministry of Agriculture Natural Resources and Environment. Cyprus.
<http://www.moa.gov.cy/moa/dfmr/dfmr.nsf/All/ABF40A7AB7C59E3842257F3700418786?OpenDocument>

Irwin, W.P., Horner, A.J., Lohmann, K.J., 2004. Magnetic field distortions produced by protective cages around sea turtle nests: unintended consequences for orientation and navigation. *Biological Conservation* 118(1), 117-120.

Demetropoulos, A., Hadjichristophorou, M., 2008. Conservation Practices. Addendum 1 to the Manual on Marine Turtle Conservation in the Mediterranean. UNEP/MAP(RAC/SPA) IUCN/CWS/Fish. Dept. MANRE (Cyprus) (1995). 19 pp.

Demetropoulos, A., Hadjichristophorou, M., 2009. The Cyprus Turtle Conservation Project – 29 years on. In: Demetropoulos A. and O. Turkozan (editors). 2009. Proceedings of the Second Mediterranean Conference on Marine Turtles (Kemer, Turkey 2005). Barcelona Convention – Bern Convention – Bonn Convention (CMS). PDF Version

Hadjichristophorou, M., Demetropoulos, A 1990-2007. Cyprus Turtle Conservation Project Reports Internal Reports). Department of Fisheries and Marine Research. Ministry of Agriculture Natural Resources and Environment. Cyprus.

RAC/SPA (UNEP/MAP), 2007. Action Plan for the conservation of Mediterranean marine turtles. Mediterranean Action Plan. RAC/SPA (UNEP/MAP).

Demetropoulos, A., Hadjichristophorou, M., 2010. Cyprus - Region B. In: Casale, P. and Margaritoulis, D. (Eds.) *Sea Turtles in the Mediterranean: Distribution, Threats and Conservation Priorities*. Gland, Switzerland. IUCN. 294pp.

Demetropoulos, A., M. Hadjichristophorou, A. Pistentis, A. Mastrogiacomo, S. Demetropoulos (2015). *“Report on the Turtle Conservation Project in 2015”*, Eng., as submitted to the Department of Fisheries and Marine Research (DFMR) of Cyprus. Cyprus Wildlife Society (CWS). Nicosia, Cyprus. 34pp

Margaritoulis D., R. Argano, I. Baran, F. Bentivegna, M.N. Bradai, J. A. Camiñas, P. Casale, G. De Metrio, A. Demetropoulos, G. Gerosa, B. J. Godley, D. A. Haddoud, J. Houghton, L. Laurent, and B. Lazar. 2003. Chapter 11, Loggerhead turtles in the Mediterranean Sea: present knowledge and conservation perspectives. In: *Loggerhead Sea Turtles*. A. Bolten and B. Witherington (Eds). Smithsonian Books. Washington.

References provided in the Tables

- 5 Demetropoulos, A., M. Hadjichristophorou, A. Pistentis, A. Mastrogiacomo, S. Demetropoulos (2015). "Report on the Turtle Conservation Project in 2015", Eng., as submitted to the Department of Fisheries and Marine Research (DFMR) of Cyprus. Cyprus Wildlife Society (CWS). Nicosia, Cyprus. 34pp. (Project and Report Commissioned and Funded by DFMR).
- 6 Margaritoulis D, Argano R, Baran I, Bentivegna F and others (2003) Loggerhead turtles in the Mediterranean Sea: present knowledge and conservation perspectives. In: Bolten AB, Witherington B (eds) Loggerhead Sea Turtles. Smithsonian Institution Press, Washington, p 175-198
- 7 Demetropoulos A, Hadjichristophorou M (2010) Cyprus - Region B. In: Casale P, Margaritoulis D (eds) Sea Turtles in the Mediterranean: Distribution, Threats and Conservation Priorities. IUCN, Gland, Switzerland, p 53-64
- 8 Casale P, Margaritoulis D, Aksissou M, Aureggi M and others (2010b) Overview. In: Casale P, Margaritoulis D (eds) Sea Turtles in the Mediterranean: Distribution, Threats and Conservation Priorities. IUCN, Gland, Switzerland, p 1-14
- 9 Demetropoulos A. and M. Hadjichristophorou. 2008. Conservation Practices. Addendum 1 to the Manual on Marine Turtle Conservation in the Mediterranean. UNEP/MAP(RAC/SPA) IUCN/CWS/Fisheries Department, MANRE (Cyprus) (1995). 22pp

GREECE

Margaritoulis Dimitris¹, Panagopoulou Alik¹, Arapis Thomas¹

¹ ARCHELON, the Sea Turtle Protection Society of Greece, Solomou 57, GR 104 32 ATHENS, Greece

1. RMU: Loggerhead Turtle (*Caretta caretta*) Mediterranean

1.1. Distribution, abundance, trends

1.1.1. Nesting sites

Following the criteria set in Table 1, six nesting areas in Greece have a nesting potential of >20 nests/yr AND a nesting density of >10 nests/km/yr. These areas are Laganas Bay (Zakynthos Island), southern Kyparissia Bay, Rethymno, Koroni, Kefalonia, and the beaches “adjacent to Kyparissia town”. In addition, twelve nesting areas in Greece have <20 nests/yr OR <10nests/km/yr. These areas are Lakonikos Bay, northern Kyparissia Bay, Chania, Messaras Bay, Kos Island, Lefkas Island, Romanos, Kerkyra Island, Ipirus coast, SE Peloponnese, Kotychi and Rhodes Island.

The nesting areas of Laganas Bay, Kyparissia Bay, Bay of Chania, Rethymno and Messaras Bay, Lakonikos Bay and Koroni are monitored by ARCHELON through a systematic and standardized long-term project (Fig. 1). In addition, Mounda beach in Kefalonia is monitored by the local group “Katelios”, supervised by ARCHELON. Nest counts since 1984 in Zakynthos, southern Kyparissia Bay and Mounda are the oldest in the Mediterranean. Besides Mounda and Lakonikos Bay, all other areas are index sites.

Considering trends of annual nest counts, a downward trend is evident in the areas of Rethymno and Chania, and to a lesser extend in Laganas Bay, while in southern Kyparissia Bay there has been a dramatic increase of nests, in the last few years, rendering this area to host today the largest nesting loggerhead aggregation in the Mediterranean. Nevertheless, it is estimated that the total annual number of nests in Greece is considered more or less stable.

Analysis of expanded mtDNA sequences has assigned in the Mediterranean seven independent Management Units (MUs), of which two concern loggerhead populations nesting in western Greece (i.e. Zakynthos, Kyparissia, Lakonikos) and on Crete (i.e. Rethymno) (108).



Figure 1. Map of Greece showing the main nesting areas monitored by ARCHELON

1) Laganas Bay; 2) Kyparissia Bay; 3) Koroni; 4) Lakonikos Bay; 5) Chania; 6) Rethymno; 7) Messaras Bay.

1.1.2. Marine areas

Preliminary analyses of strandings, tag recoveries and/or incidental catch in fisheries yielded turtle concentrations at the following marine areas: Ionian Sea (including Zakynthos, Kyparissia Bay, Amvrakikos Bay), SE Peloponnese (including Messiniakos Bay, Lakonikos Bay, Argolikos Bay), Island of Crete, SE Aegean Sea (incl. Rhodes and Kos), northern Aegean Sea. The above marine areas are frequented by turtles throughout the year and therefore may well be foraging and/or wintering areas (20, 22, 38, 57, 58, 59, 60, 61, 62, 64, 114, 115).

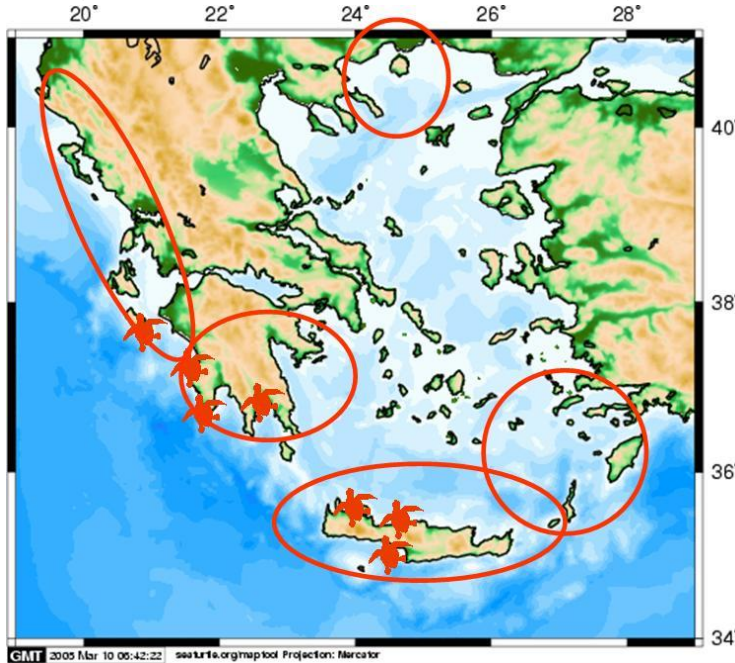


Figure 2. Map showing approximate marine areas, where many turtles are reported as bycaught or stranded. Red turtles indicate main nesting areas.

The marine area of Laganas Bay at Zakynthos is an important marine area for turtles as it comprises the main inter-nesting area of the female population nesting at Zakynthos (21) but is also a courtship and mating area, with several types of solitary and social behaviours of both male and female turtles (116). Adult loggerheads in Laganas Bay were observed using fish-cleaning stations (117) and also were seen foraging during the breeding season (116). In Laganas Bay, an overall balanced operational sex ratio was suggested (40), while males were using multiple breeding sites during the breeding season (16). Females in Laganas Bay show an intense male avoidance (116) while genetic analyses reveal the highest multiple paternity for this population globally (21, 118). In Laganas Bay, female loggerheads use a home range of about 10.2 km² while males a smaller one of about 5.2 km² (30).

Another important marine area is Amvrakikos Bay, western Greece, where a long-term study, incl. satellite telemetry, capture-mark-recapture work and genetics, revealed that the Bay constitutes an important neritic foraging habitat of a remarkable loggerhead population comprising mainly of large juveniles and adult-sized turtles, mostly males. Growth rates have been calculated as <2.7 cm/yr decreasing with increased body size. Flipper tagging and genetics have linked this population to nesting areas in Greece, with the majority associated with Zakynthos. Telemetry has shown long-term residency in the Bay and one female migrated to Turkey where she probably nested. MtDNA mixed stock analysis indicated that 82% of the loggerheads in Amvrakikos Bay originate from Greek nesting beaches with lesser contribution from Turkey, Cyprus and Libya (19, 20, 22, 25, 38).

A marine area deserving further research is Mesolonghi lagoon (38.32° N; 21.37° E), where 7 turtles, equipped with satellite transmitters, displayed various behaviours, one of them migrated 1800 km in Algerian waters in the western Mediterranean (25).

Tag recoveries from turtles flipper-tagged while nesting in Greece show a wide dispersion in the Mediterranean basin, with concentrations at the Gulf of Gabès, the Ionian Sea, the Adriatic Sea and the Aegean Sea (4, 11, 13, 14). These areas are considered primary foraging and/or wintering areas for adult female loggerheads nesting in Greece (see Fig. 5 in Margaritoulis and Panagopoulou, 2010). These foraging areas have been also confirmed later by satellite tracking (16, 17, 18, 21). Simulations of particle distribution indicate that hatchlings from Greece disperse mainly in the Ionian Sea, south-central Mediterranean and in the Adriatic Sea (106) rendering these areas as possible nursery areas.

1.2. Other biological data

Please see Table 1.

1.3. Threats

1.3.1. Nesting sites

Threats of nesting sites have been thoroughly described by Margaritoulis & Panagopoulou (2010). Specifically, threats at nesting beaches concerning coastal development and associated recreational activities leading to degradation, photo pollution, beach restructuring, non-human predation of eggs and hatchlings, beach erosion because of human actions, planting of exotic vegetation, and sea-borne debris have been analysed in detail per nesting area (4). To this we can add recent studies on egg infestation by invertebrates (112), and on possible impacts of temperature rise and sea level rise because of climate change (89-96, 100).

Some site-specific threats are discussed under the section 1.4. (Conservation) below.

A major threat in the form of a building plan along the southern Kyparissia Bay has been deterred by activating the Bern Convention and the European Union (10).

1.3.2. Marine areas

By-catch and associated mortalities in various fishing gears as well as intentional killings, boat strikes and disturbances at sea from turtle watching in Laganas Bay, detailed in Margaritoulis & Panagopoulou (2010), are still valid.

Predation of adult loggerheads by monk seals has been intensified at Zakynthos during the nesting season of 2010 when 21 adult loggerheads have been predated (72). Nevertheless, in 2011 predations were much reduced, probably because an individual male seal, thought to have effected most predations, was found dead.

1.4. Conservation

Conservation status, concerning marine turtles and their habitats, under both national laws and ratified supra-national conventions have been described in detail in the previous MTSG report (4). Most of nesting areas with regular nesting are designated as Sites of Community Importance (SCI's) at the EU's NATURA 2000 network of protected areas and in some areas this includes also the marine area in front of the nesting beach. Recently, more nesting areas as well as marine areas, thought to be used as inter-nesting and foraging/overwintering areas, have been included in the NATURA 2000 network either through expansion of existing NATURA sites or through the establishment of new ones. Further, management bodies of the above NATURA 2000 sites have been designated either anew or through reconstructing of existing management bodies. It should be noted that except for Laganas Bay in Zakynthos and the pending legislation on the protection status of southern Kyparissia Bay (see below), most of these sites continue to remain without a designated conservation status as dictated by the existing Greek environmental legislation and are therefore remain extremely vulnerable to existing anthropogenic pressures.

Laganas Bay in Zakynthos, with the status of a National Marine Park, continues to have problems of inadequate wardening and poor enforcement of regulations mainly due to limited governmental funding. During the 2017 nesting season lack of sufficient wardening resulted in high numbers of violations both on land and at sea. Specifically, ARCHELON recorded 68,047 violations regarding

removal of beach furniture, which compared to 2016 season (29,040 violations) yields an increase of about 134%! Further, 653 violations of legislation were recorded by ARCHELON within the protected marine area. Of these, 486 incidents were boats breaching the speed limit of 6 knots. It is worth to note that in 2017 nesting season 8 turtles were found dead because of a boat strike. Regarding the turtle watching activity in the marine area of Laganas Bay, ARCHELON recorded in the 2017 nesting season 2,090 incidents of non-compliance to the set guidelines. Other illegal activities, such as building and road constructions, continue in the wider area of the Marine Park. Despite recommendations by the Council of Europe since 1987, no action has been taken for the removal of illegal buildings at Daphni, now operating as businesses. Moreover, within the boundaries of the Park operates an overused landfill site, which is a permanent toxic pollution threat to both the nearby nesting beaches and the marine area.

In 2012 a specific developmental threat at the southern part of Kyparissia Bay, a Natura 2000 protected site, resulted in the EC taking Greece to the European Court of Justice for not complying with its nature conservation obligations. As a result, the Greek authorities, following also recommendations from the Bern Convention, issued a Presidential Decree, now at its final consultation stage, for the legislative protection of the area and especially of its core nesting area (10).

Impacts of litter on marine turtles and entanglement

Due to its extended distribution in the Mediterranean, the loggerhead turtle was proposed as a bio-indicator of marine litter impacts by the EU's Marine Strategy Framework Directive (MSFD). The projects INDICIT and MEDLITTER investigate the implementation of indicators of litter impacts on sea turtles and marine biota in general. Many partners from several Mediterranean countries participate in it. The Hellenic Marine Research Centre (HMRC) is a partner to these projects, with ARCHELON and MEDASSET participating as subcontractors.

1.5. Research

Key knowledge gaps

- Interaction with fisheries: update of existing data on other gears.
- Overwintering and foraging areas of adults in Greece; developmental habitats for juveniles in Greece; post-hatch migratory routes ("the lost years")
- Mitigation measures to reduce interaction with fishing gears
- Impacts of climate change on biotic and abiotic parameters (gas exchange, humidity, temperature) affecting hatching success and hatchling survival on nesting sites;
- Impacts of climate change on sea turtle nesting phenology
- Marine debris impacts on sea turtles (including ingestion of plastics, ghost gear, microplastics)
- Impacts of heavy metal discharges on sea turtles.

2. RMU: Green turtle (*Chelonia mydas*) Mediterranean

2.1. Distribution, abundance, trends

2.1.1. Nesting sites

No nestings of green turtles have been recorded in Greece, besides an exceptional nesting on the loggerhead nesting area of Rethymno (island of Crete) in 2007, representing the westernmost nesting record of *Chelonia mydas* in the Mediterranean (4).

2.1.2. Marine areas

There is increased presence of small juvenile green turtles (average CCL: 36.4cm) in Lakonikos Bay (50, 53, 55, 86) feeding on the sea grass *Cymodocea nodosa* (86). Stranding data indicate the presence of adult green turtles in the eastern Aegean Sea, especially around Rhodes Island (4, 114).

2.2. Other biological data

2.3. Threats

2.3.1. Nesting sites

Not applicable

2.3.2. Marine areas

By-catch in various fishing gears, intentional killings (4).

2.4. Conservation

The marine area in Lakonikos Bay, featuring a relatively large percentage of *Chelonia mydas* has been recently included in the NATURA 2000 Network.

2.5. Research

Key knowledge gaps

Investigate population size, origin and growth of juvenile green turtles in Lakonikos Bay.

3. RMU: Leatherback turtle (*Dermochelys coriacea*) Atlantic (unknown)

3.1. Distribution, abundance, trends

3.1.1. Nesting sites

Not applicable

3.1.2. Marine areas

No specific marine areas are known (10)

3.2. Other biological data

3.3. Threats

3.3.1. Nesting sites

Not applicable

3.3.2. Marine areas

By-catch in fishing gears, ingestion of plastics, intentional killings (4).

3.4. Conservation

3.5. Research

Table 1. Main biology and conservation aspects of sea turtle Regional Management Units (RMU) occurring in Greece.

	RMU	CC-MED	Ref #	CM-MED	Ref #	DC-ATL	Ref #
Occurrence							
Nesting sites		Y	4, 11	N	4	N	4
Pelagic foraging grounds		J	29, 101, 106	n/a	n/a	A	62, 77, 102, 103
Benthic foraging grounds		JA	11, 13, 14, 18, 19, 23, 26, 29, 30, 32, 38, 52, 53, 55, 58, 88, 101, 106	J	50, 53, 55, 86, 87	n/a	n/a
Key biological data							
Nests/yr: recent average (range of years)		n/a	n/a	n/a	n/a	n/a	n/a
Nests/yr: recent order of magnitude		n/a	n/a	n/a	n/a	n/a	n/a
Number of "major" sites (>20 nests/yr AND >10 nests/km yr)		6	2, 3, 4, 5, 6, 7, 8, 9, 10, 11	n/a	n/a	n/a	n/a
Number of "minor" sites (<20 nests/yr OR <10 nests/km yr)		12	1, 4, 7, 9, 11, 12	n/a	n/a	n/a	n/a
Nests/yr at "major" sites: recent average (range of years)		n/a	n/a	n/a	n/a	n/a	n/a
Nests/yr at "minor" sites: recent average (range of years)		n/a	n/a	n/a	n/a	n/a	n/a
Total length of nesting sites (km)		n/a	n/a	n/a	n/a	n/a	n/a
Nesting females / yr		n/a	n/a	n/a	n/a	n/a	n/a
Nests / female season (N)		n/a	n/a	n/a	n/a	n/a	n/a
Female remigration interval (yrs) (N)		n/a	n/a	n/a	n/a	n/a	n/a
Sex ratio: Hatchlings (F / Tot) (N)		Y	5, 6, 35, 36, 37, 41, 109	n/a	n/a	n/a	n/a

Sex ratio: Immatures (F / Tot) (N)	n/a	n/a	n/a	n/a	n/a	n/a
Sex ratio: Adults (F / Tot) (N)	Y	38, 40, 93, 110	n/a	n/a	n/a	n/a
Min adult size, CCL or SCL (cm)	63.5 SCL	11	n/a	n/a	n/a	n/a
Age at maturity (yrs)	n/a	n/a	n/a	n/a	n/a	n/a
Clutch size (n eggs) (N)	106.7 (4017 clutches)-116.5 (5972 clutches)	5, 6	n/a	n/a	n/a	n/a
Emergence success (hatchlings/egg) (N)	0.67 (5972 clutches)-0.69 (4017 clutches)	5, 6	n/a	n/a	n/a	n/a
Nesting success (Nests/ Tot emergence tracks) (N)	0.26 (31665 nests)	5, 6	n/a	n/a	n/a	n/a
Trends						
Recent trends (last 20 yrs) at nesting sites (range of years)	Stable (2000-2010)	4	n/a	n/a	n/a	n/a
Recent trends (last 20 yrs) at foraging grounds (range of years)	n/a	n/a	n/a	n/a	n/a	n/a
Oldest documented abundance: nests/yr (range of years)	n/a	n/a	n/a	n/a	n/a	n/a
Published studies						
Growth rates	Y	38	N	n/a	N	n/a
Genetics	Y	19, 42-49, 108, 118	N	n/a	N	n/a
Stocks defined by genetic markers	Y	42, 46, 48, 49, 108	N	n/a	N	n/a
Remote tracking (satellite or other)	Y	16-33, 79	N	n/a	N	n/a
Survival rates	N	n/a	N	n/a	N	n/a
Population dynamics	Y	98, 107	Y	107	N	n/a

Foraging ecology (diet or isotopes)	Y	33, 39, 88, 116	Y	34, 86	N	n/a
Capture-Mark-Recapture	Y	11, 13, 14, 15, 19, 38	N	n/a	N	n/a
Threats						
Bycatch: presence of small scale / artisanal fisheries?	Y (PLL, SN, OTH)	50, 52, 54-61, 63, 64, 114	Y (SN, OTH)	50, 53, 55	Y (PLL, DN, SN)	77, 102
Bycatch: presence of industrial fisheries?	Y (PLL, SN, BT)	50, 51, 53, 54, 115	Y (SN, BT)	50, 53	Y (PLL, DN, SN)	62, 102
Bycatch: quantified?	Y (BT, PLL)	51, 62	N	n/a	N	n/a
Take. Intentional killing or exploitation of turtles	Y (intentional killing)	52, 54, 56, 57, 59, 61	Y (intentional killing)	56, 57	Y (intentional killing)	77
Take. Egg poaching	N	n/a	n/a	n/a	n/a	n/a
Coastal Development. Nesting habitat degradation	Y	2, 4, 66, 69, 73, 84, 111	n/a	n/a	n/a	n/a
Coastal Development. Photopollution	Y	1, 2, 4, 66, 68, 69, 73	n/a	n/a	n/a	n/a
Coastal Development. Boat strikes	Y	4, 11, 56, 57, 66, 67, 69, 80	n/a	n/a	n/a	n/a
Egg predation	Y (incl. plants)	1, 4, 6, 11, 65, 69, 70	n/a	n/a	n/a	n/a
Pollution (debris, chemical)	Y	4, 66, 97	n/a	n/a	Y	4
Pathogens	n/a	n/a	n/a	n/a	n/a	n/a
Climate change	Y	89-96, 100	n/a	n/a	n/a	n/a
Foraging habitat degradation	n/a	n/a	n/a	n/a	n/a	n/a
Other (hatchling predation)	Y	4, 66, 104, 105	n/a	n/a	n/a	n/a
Other (adult predation by monk seals)	Y	71, 72	n/a	n/a	n/a	n/a
Other (egg infestation by invertebrates)	Y	112	n/a	n/a	n/a	n/a

Long-term projects (>5yrs)						
Monitoring at nesting sites (period: range of years)	Y (1984-ongoing)	1-6, 8-10	n/a	n/a	n/a	n/a
Number of index nesting sites	6	78	n/a	n/a	n/a	n/a
Monitoring at foraging sites (period: range of years)	Y (2000-ongoing)	19, 38	n/a	n/a	n/a	n/a
Conservation						
Protection under national law	Y	4, 11, 52, 73, 74, 75, 76, 77, 81, 82, 83	Y	4, 52, 76, 77	Y	4, 52, 76, 77
Number of protected nesting sites (habitat preservation) (% nests)	1 (38% of all nests)	74, 85	n/a	n/a	n/a	n/a
Number of Marine Areas with mitigation of threats	1 (Zakynthos)	4, 74, 80, 113	n/a	n/a	n/a	n/a
N of long-term conservation projects (period: range of years)	2 (1984-2017); 1 (1990-2017); 1 (1992-17); 1 (1993-17); 1 (1995-17)	1-6, 8-10	n/a	n/a	n/a	n/a
In-situ nest protection (eg cages)	Y (incl. nest relocations)	1, 2, 4, 8, 9, 10, 65, 70, 73, 99	n/a	n/a	n/a	n/a
Hatcheries	N	n/a	n/a	n/a	n/a	n/a
Head-starting	N	n/a	n/a	n/a	n/a	n/a
By-catch: fishing gear modifications (eg, TED, circle hooks)	N	n/a	N	n/a	N	n/a
By-catch: onboard best practices	Y	52	Y	52	Y	52
By-catch: spatio-temporal closures/reduction	N	n/a	N	n/a	N	n/a
Other	N	n/a	N	n/a	N	n/a

Table 2. The nesting beaches in Greece.

RMU / Nesting beach name	Index site	Nests/yr: recent average (range of years)	Crawls/yr: recent average (range of years)	Western limit		Eastern limit		Central point		Length (km)	% Monitored	Reference #	Monitoring Level (1-2)	Monitoring Protocol (A-F)
				Long	Lat	Long	Lat	Long	Lat					
CC-MED				Long	Lat	Long	Lat	Long	Lat					
Laganas Bay, Zakynthos	Y	1218 (1984-2009)	4463 (1984-2009)	20,874 167	37,728 105	20,989 722	37,703 458			5,5	100%	5, 6	1	n/a
Southern Kyparissia Bay	Y	781 (1994-2002, 2013-2015)	1654 (1994-2002)	21,681 647	37,376 539	21,691 389	37,290 797			9,5	100%	3, 8, 9, 10	1	n/a
Rethymno, Crete	Y	350 (1990-2004)	n/a	24,483 998	35,367 504	24,614 466	35,393 679			10,8	100%	2	1	n/a
Lakonikos Bay	N	197 (1992-2007)	n/a	22,521 989	36,701 247	22,786 61	36,795 463			23,5	100%	4	1	n/a
Bay of Chania, Crete	Y	94 (1992-2007)	n/a	23,781 704	35,543 395	23,954 406	35,512 599			13,1	100%	4	1	n/a
Koroni	Y	53 (1995-2002)	149 (1995-2002)	21,935 057	36,779 777	21,959 68	36,793 628			2,7	100%	1	1	n/a
Messaras Bay, Crete	Y	51 (1993-2007)	n/a	24,740 106	35,081 273	24,759 257	35,007 406			8,1	100%	4	1	n/a
Kotychi-Strofylia	N	50 (1986, 89, 95)	n/a	21,272 222	37,991 914	21,364 722	38,164 089			21,0	100%	4	1	n/a
Mounda, Cephalonia	N	29 (1993-1998)	n/a	20,764 136	38,069 183	20,786 278	38,057 777			2,8	100%	11	1	n/a
Romanos	N	22 (1989, 98, 99)	n/a	21,633 611	37,01 37,01	21,649 167	36,989 722			2,7	100%	4	1	n/a
Adjacent to Kyparissia town	N	64 (1989,98)	n/a	21,631 389	37,231 886	21,686 667	37,289 8			3,5	100%	4	1	n/a
Ipirus coast (several beaches)	N	40 (1990)	n/a	20,185 556	39,518 611	20,725 833	38,951 111			23,2	Three surveys	7, 4, 11	2	A
Lefkas island (several beaches)	N	50 (1990)	n/a	n/a	n/a	n/a	n/a	20,648 056	38,710 833	17,1	Three surveys	7, 4, 11	2	A

Kerkyra Island (several beaches)	N	20 (1990)	n/a	19,873 611	39,453 178	20,079 167	39,368 611			7,8	Three surveys	7, 4, 11	2	A
Kos Island (several beaches)	N	60 (1991)	n/a	n/a	n/a	n/a	n/a	27,131 944	36,825 834	23,0	Three surveys	7, 4, 11	2	A
Rhodes Island (SE coast)	N	4 (1988-89)	n/a	27,816 389	35,903 836	27,931 944	36,023 611			16,0	100%	7, 4, 11	1	n/a
Rhodes Island (SW coast)	N	11 (1988-89)	n/a	27,726 111	35,948 333	27,750 834	36,105 278			18,0	100%	7, 4, 11	1	n/a
Northern Kyparissia Bay	N	100 (1984-89)	n/a	21,453 889	37,611 717	21,681 647	37,376 539			34,0	100%	3	1	n/a
SE Peloponnesus (Astros)	N	16 (1990)	n/a	22,748 611	37,446 4	22,783 611	37,371 692			9,5	Three surveys	7, 4, 11	2	A
Kythira Island	N	4 (1990)	n/a	23,058 611	36,222 158	23,071 111	36,226 63			1,0	Two surveys	7, 4, 11	2	A

Table 3. Conventions signed by Greece.

International Conventions	Signed	Binding	Compliance measured and reported	Species	Conservation actions	Relevance to sea turtles
Barcelona Convention	Y	Y	Y	CM, CC		
Convention Biological Diversity	Y	Y	Y	CM, CC		
CMS	Y	Y	Y	CM, CC		
CITES	Y	Y	Y	CM, CC		
Bern Convention	Y	Y	Y	CM, CC		
Habitats Directive (EU)	Y	Y	Y	CM, CC		

References

- 1 Margaritoulis D., Rees A. F. 2006. Loggerhead nesting in Koroni, southern Peloponnesus, Greece: nesting data 1995-2002. Pages 151-154 in Proceedings of the 23rd Annual Symposium on Sea Turtle Biology and Conservation (compiler: Nicolas J. Pilcher). Kuala Lumpur, Malaysia. 17-21 March 2003. NOAA Technical Memorandum NMFS-SEFSC-536. National Marine Fisheries Service, Southeast Fisheries Science Center, Miami, USA.
- 2 Margaritoulis D., Panagopoulou A., Rees A. F. 2009. Loggerhead nesting in Rethymno, Island of Crete, Greece: Fifteen-year nesting data (1990-2004) indicate a declining population. Pages 116-119 in Proceedings of the Second Mediterranean Conference on Marine Turtles (editors: A. Demetropoulos, O. Turkozan). Barcelona Convention – Bern Convention – Bonn Convention (CMS). 188 pp. PDF Version.
- 3 Margaritoulis D., Rees A. F. 2001. The Loggerhead Turtle, *Caretta caretta*, population nesting in Kyparissia Bay, Peloponnesus, Greece: Results of beach surveys over seventeen seasons and determination of the core nesting habitat. *Zoology in the Middle East*, 24: 75-90.
- 4 Margaritoulis D., Panagopoulou A. 2010. Greece. Pages 85-111 in *Sea turtles in the Mediterranean: Distribution, threats and conservation priorities* (editors: P. Casale, D. Margaritoulis). IUCN. Gland, Switzerland. 294 pp.
- 5 Margaritoulis D. 2005. Nesting activity and reproductive output of loggerhead sea turtles, *Caretta caretta*, over 19 seasons (1984-2002) at Laganas Bay, Zakynthos, Greece: The largest rookery in the Mediterranean. *Chelonian Conservation and Biology* 4(4): 916-929.
- 6 Margaritoulis D., Rees A. F., Dean C. J., Riggall T. 2011. Reproductive data of loggerhead turtles in Laganas Bay, Zakynthos Island, Greece, 2003-2009. *Marine Turtle Newsletter* 131: 2-6.
- 7 Margaritoulis D. 2000. An estimation of the overall nesting activity of the loggerhead turtle in Greece. Pages 48-50 in Proceedings of the Eighteenth International Sea Turtle Symposium (compilers: F. A. Abreu-Grobois, R. Briseño-Dueñas, R. Márquez-Millán, L. Sarti-Martinez). Mazatlán, Mexico, 3-7 March 1998. NOAA Technical Memorandum NMFS-SEFSC-436. National Marine Fisheries Service, Southeast Fisheries Science Center, Miami, USA.
- 8 Rees AF, Tzovani E, Margaritoulis D (2002) Conservation activities for the protection of the loggerhead sea turtle (*Caretta caretta*) in Kyparissia Bay, Greece during 2001. *Testudo* 5: 45-54
- 9 Margaritoulis D, Rees AF (2003) Loggerhead nesting effort and conservation initiatives at the monitored beaches of Greece during 2002. *Mar Turtle Newsl* 102:11-13
- 10 ARCHELON (2016) Conservation efforts during 2016 at the nesting habitat of *Caretta caretta* in southern Kyparissia Bay. Short report submitted to the European Commission and the Standing Committee of the Bern Convention. ARCHELON the Sea Turtle Protection Society of Greece, Athens
- 11 Margaritoulis D, Argano R, Baran I, Bentivegna F and others (2003) Loggerhead turtles in the Mediterranean Sea: present knowledge and conservation perspectives. In: Bolten AB, Witherington B (eds) *Loggerhead Sea Turtles*. Smithsonian Institution Press, Washington, p 175-198
- 12 Margaritoulis D., Dretakis M., Kotitsas A. 1995. Discovering new nesting areas of *Caretta caretta* in Greece. Pages 214-217 in Proceedings of the Twelfth Annual Workshop on Sea Turtle Biology and Conservation (compilers: J. I. Richardson, T. H. Richardson). Jekyll Island, Georgia, 25-29 February 1992. NOAA Technical Memorandum NMFS-SEFSC-361. National Marine Fisheries Service, Southeast Fisheries Science Center, Miami, USA.
- 13 Margaritoulis D., Rees A.F. 2011. Loggerhead turtles nesting at Rethymno, Greece, prefer the Aegean Sea as their main foraging area. *Marine Turtle Newsletter* 131: 12-14.
- 14 Margaritoulis D. 1988b. Post-nesting movements of loggerhead sea turtles tagged in Greece. *Rapports et Procès-verbaux des réunions de la Commission Internationale pour l'Exploration Scientifique de la Mer Méditerranée*, 31(2): 284.
- 15 Margaritoulis D. 1998. Interchange of nesting loggerheads among Greek beaches. Pages 225-227 in Proceedings of the Seventeenth Annual Sea Turtle Symposium (compilers: S. P. Epperly, J. Braun).

- Orlando, Florida, 4-8 March 1997. NOAA Technical Memorandum NMFS-SEFC-415. National Marine Fisheries Service, Southeast Fisheries Science Center, Miami, USA.
- 16 Schofield G, Dimadi A, Fossette S, Katselidis KA and others (2013) Satellite tracking large numbers of individuals to infer population level dispersal and core areas for the protection of an endangered species. *Divers Distrib* 19:834-844
- 17 Patel SH, Morreale SJ, Panagopoulou A, Bailey H and others (2015a) Change-point analysis: A new approach for revealing animal movements and behaviors from satellite telemetry data. *Ecosphere* 6
- 18 Patel SH, Panagopoulou A, Morreale SJ, Kilham SS and others (2015b) Differences in size and reproductive output of loggerhead turtles *Caretta caretta* nesting in the eastern Mediterranean Sea are linked to foraging site. *Mar Ecol Prog Ser* 535:231-241
- 19 Rees AF, Carreras C, Broderick AC, Margaritoulis D, Stringell TB, Godley BJ (2017) Linking loggerhead locations: using multiple methods to determine the origin of sea turtles in feeding grounds. *Mar Biol* 164
- 20 Rees A.F., Margaritoulis D. 2006. Telemetry of loggerhead turtles (*Caretta caretta*) in Amvrakikos Bay, Greece. Pages 235-238 in Proceedings of the 23rd Annual Symposium on Sea Turtle Biology and Conservation (compiler: Nicolas J. Pilcher). Kuala Lumpur, Malaysia. 17-21 March 2003. NOAA Technical Memorandum NMFS-SEFSC-536. National Marine Fisheries Service, Southeast Fisheries Science Center, Miami, USA.
- 21 Zbinden J.A., Aebischer A., Margaritoulis D., Arlettaz R. 2007. Insights into the management of sea turtle inter-nesting area through satellite telemetry. *Biological Conservation* 137:157-162.
- 22 Rees A.F., Margaritoulis D. 2008. Comparison of behaviour of three loggerhead turtles tracked by satellite in and from Amvrakikos Bay, NW Greece. Page 84 in Proceedings of the Twenty-Fifth Annual Symposium on Sea Turtle Biology and Conservation (compilers: H. Kalb, A. S. Rohde, K. Gayheart, K. Shanker). Savannah, Georgia, USA, 18-22 January 2005. NOAA Technical Memorandum NMFS-SEFSC-582. National Marine Fisheries Service, Southeast Fisheries Science Center, Miami, USA.
- 23 Zbinden J.A., Aebischer A., Margaritoulis D., Arlettaz D. 2008. Important areas at sea for adult loggerhead sea turtles in the Mediterranean Sea: satellite tracking corroborates findings from potentially biased sources. *Marine Biology* 153: 899–906.
- 24 Rees A.F., Margaritoulis D. 2009. International migration of non-nesting loggerhead turtles from Greece to Turkey and Libya tracked by satellite. Pages 151-154 in Proceedings of the Second Mediterranean Conference on Marine Turtles (editors: A. Demetropoulos, O. Turkozian). Barcelona Convention – Bern Convention – Bonn Convention (CMS). 188 pp. PDF Version.
- 25 Rees A. F., Arapis T., Margaritoulis D. 2015. Satellite tracking reveals extreme variation in fidelity to two loggerhead foraging areas in Greece. Page 147 in Book of Abstracts of the 35th Annual Symposium on Sea Turtle Biology and Conservation (compilers: Y. Kaska, B. Sonmez, O. Turkecan, C. Sezgin). 18-24 April 2015, Dalaman, Turkey. MACART press. 250pp.
- 26 Hochscheid S., Bentivegna F., Bradai M. N., Hays G. C. 2007. Overwintering behaviour in sea turtles: dormancy is optional. *Marine Ecology Progress Series* 340: 287–298.
- 27 Schofield G., Bishop C.M., Katselidis K.A., Dimopoulos P., Pantis J.D., Hays G.C. 2009. Microhabitat selection by sea turtles in a dynamic thermal marine environment. *Journal of Animal Ecology* 78:14-21 <doi: 10.1111/j.1365-2656.2008.01454.x>
- 28 Schofield G., Lilley M.K.S., Bishop C.M., Brown P., Katselidis K.A., Dimopoulos P., Pantis J.D., Hays G.C. 2009. Conservation hotspots: implications of intense spatial area use by breeding male and female loggerheads at the Mediterranean's largest rookery. *Endangered Species Research* 10:191-202 <doi: 10.3354/esr00137>
- 29 Schofield G., Hobson V.J., Fossette S., Lilley M.K.S., Katselidis K.A., Hays G.C. 2010. Fidelity of foraging sites, consistency of migration routes and habitat modulation of home range by sea turtles. *Diversity and distributions* 16:840-853.

- 30 Schofield G., Hobson V.J., Lilley M.K.S., Katselidis K.A., Bishop C.M., Brown P., Hays G.C. 2010. Inter-annual variability in the home range of breeding turtles: implications for current and future conservation management. *Biological Conservation* 143: 722-730
<doi:10.1016/j.biocon.2009.12.011>
- 31 Hays et al. 1998. Satellite tracking of a loggerhead turtle (*Caretta caretta*) in the Mediterranean. *J. mar. biol. Ass. U.K.* 71:743-746.
- 32 Dujon A.M., Schofield G., Lester R.E., Papafitsoros K., Hays G.C. 2018. Complex movement patterns by foraging loggerhead turtles outside the breeding season identified using Argos linked Fastloc-Global Positioning System. *Marine Ecology*, DOI:10.1111/maec.12489.
- 33 Zbinden J.A., Bearhop S., Bradshaw P., Gill B., Margaritoulis D., Newton J., Godley B.J. 2011. Migratory dichotomy and associated phenotypic variations in marine turtles revealed by satellite tracking and stable isotope analysis. *Marine Ecology Progress Series* 421: 291-302.
- 34 Cardona L., Campos P., Levy Y., Demetropoulos A., Margaritoulis D. 2010. Asynchrony between dietary and nutritional shifts during the ontogeny of green turtles (*Chelonia mydas*) in the Mediterranean. *Journal of Experimental Marine Biology and Ecology* 393:83-89.
- 35 Zbinden JA, Davy C, Margaritoulis D, Arlettaz R (2007) Large spatial variation and female bias in the estimated sex ratio of loggerhead sea turtle hatchlings of a Mediterranean rookery. *Endang Species Res* 3:305-312
- 36 Katselidis KA, Schofield G, Stamou G, Dimopoulos P, Pantis JD (2012) Females first? Past, present and future variability in offspring sex ratio at a temperate sea turtle breeding area. *Anim Conserv* 15:508-518
- 37 Rees AF, Margaritoulis D (2004) Beach temperatures, incubation durations and estimated hatchling sex ratio for loggerhead sea turtle nests in southern Kyparissia bay, Greece. *Testudo* 6:23-36
- 38 Rees AF, Margaritoulis D, Newman R, Riggall TE, Tsaros P, Zbinden JA, Godley BJ (2013) Ecology of loggerhead marine turtles *Caretta caretta* in a neritic foraging habitat: Movements, sex ratios and growth rates. *Mar Biol* 160:519-529
- 39 Cardona L., Clusa M., Eder E., Demetropoulos A., Margaritoulis D., Rees A.F., Hamza A.A., Khalil M., Levy Y., Türkozan O., Marín I., Alex Aguilar A. 2014. Distribution patterns and foraging ground productivity determine clutch size in Mediterranean loggerhead turtles. *Marine Ecology Progress Series*, 497:229-241.
- 40 Schofield G, Katselidis KA, Lilley MKS, Reina R, Hays G. 2017. Detecting elusive aspects of wildlife ecology using UAVs: new insights on the mating dynamics and operational sex ratios of sea turtles. *Functional Ecology* DOI: 10.1111/1365-2435.12930.
- 41 Godley BJ, Broderick AC, Downie JR, Glen Fand others (2001a) Thermal conditions in nests of loggerhead turtles: further evidence suggesting female skewed sex ratios of hatchling production in the Mediterranean. *J Exp Mar Biol Ecol* 263:45-63.
- 42 Carreras C., Pascual M., Cardona L., Aguilar A., Margaritoulis D., Rees A., Turkozan O., Levy Y., Gasith A., Aureggi M., Khalil M. 2007. The genetic structure of the loggerhead sea turtle (*Caretta caretta*) in the Mediterranean as revealed by nuclear and mitochondrial DNA and its conservation implications. *Conservation Genetics* 8:761–775.
- 43 Laurent L., Lescure J., Excoffier L., Bowen B., Domingo M., Hadjichristophorou M., Kornaraki L., Trabuchet G. 1993. Etude génétique des relations entre les populations méditerranéenne e atlantique d'une tortue marine (*Caretta caretta*) a l'aide d'un marqueur mitichondrial. 1993. *C.R. Acad. Sci. Paris*, 316: 1233-1239.
- 44 Laurent L., Casale P., Bradai M.N., Godley B.J., Gerosa G., Broderick A.C., Schroth W., Schierwater B., Levy A.M., Freggi D., Abd El-Mawla E. M., Hadoud D. A., Gomati H. E., Domingo M., Hadjichristophorou M., Kornaraky L., Demirayak F., Gautier Ch. 1998. Molecular resolution of marine turtle stock composition in fishery bycatch: a case study in the Mediterranean. *Molecular Ecology*, 7: 1529-1542.

- 45 Bowen B., Avise J.C., Richardson J.I., Meylan A.B., Margaritoulis D., Hopkins Murphy S.R. 1993. Population structure of loggerhead turtles (*Caretta caretta*) in the northwestern Atlantic Ocean and Mediterranean Sea. *Conservation Biology*, 7(4): 834-844.
- 46 Carreras C., Rees A.F., Broderick A.C., Godley B.J., Margaritoulis D. 2014. Mitochondrial DNA markers of loggerhead marine turtles (*Caretta caretta*) [Testudines: Cheloniidae] nesting in Kyparissia Bay, Greece, confirms the western Greece unit and regional structuring. *Scientia Marina*. 78(1): 115-124 doi: 10.3989/scimar.03865.27B
- 47 Encalada et al. 1998. Population structure of loggerhead turtle (*Caretta caretta*) nesting colonies in the Atlantic and Mediterranean as inferred from mitochondrial DNA control region sequences. *Marine Biology* 130:567-575.
- 48 Clusa M., Carreras C., Pascual M., Demetropoulos A., Margaritoulis D., Rees A.F., Hamza A.A., Khalil M., Aureggi M., Levy Y., Türkozan O., Marco A., Aguilar A., Cardona L. 2013. Mitochondrial DNA reveals Pleistocenic colonisation of the Mediterranean by loggerhead turtles (*Caretta caretta*). *Journal of Experimental Marine Biology and Ecology* 439: 15–24.
- 49 Clusa M., Carreras C., Cardona L., Demetropoulos A., Margaritoulis D., Rees A.F., Hamza A.A., Khalil M., Levy Y., Turkozan O., Aguilar A., Pascual M. 2018. Philopatry in loggerhead turtles (*Caretta caretta*): beyond the gender paradigm. *Mar Ecol Prog Ser* 588: 201-213.
- 50 Margaritoulis D., Kousias N., Nicolopoulou G., Teneketzis K. 1992. Incidental catch of sea turtles in Greece: the case of Lakonikos bay. Pages 168-170 in *Proceedings of the Eleventh Annual Workshop on Sea Turtle Biology and Conservation* (compilers: M. Salmon, J. Wyneken). Jekyll Island, Georgia, 26 February-2 March 1991. NOAA Technical Memorandum NMFS-SEFSC-302. National Marine Fisheries Service, Southeast Fisheries Science Center, Miami, USA.
- 51 Margaritoulis D., Politou C.-Y., Laurent L. 2003. Assessing marine turtle bycatch in the trawl fisheries of Greece. Pages 176-180 in *Proceedings of the First Mediterranean Conference on Marine Turtles* (editors: D. Margaritoulis, A. Demetropoulos). Barcelona Convention - Bern Convention - Bonn Convention (CMS). Nicosia, Cyprus. 270 pp.
- 52 Margaritoulis D., Koutsodendris A., Panagopoulou A. 2007. Fisheries interactions with marine turtles. Pages 279-286 in *State of Hellenic Fisheries* (editors: C. Papaconstantinou, A. Zenetos, V. Vassilopoulou, G. Tserpes). Hellenic Centre for Marine Research Publ., Athens, Greece. 466 pp.
- 53 Teneketzis K., Margaritoulis D. 2000. Incidental capture of marine turtles (*Caretta caretta* and *Chelonia mydas*) by trawling fishing gear in Lakonikos Bay, southern Peloponnesus. Pages 85-88 in *Proceedings of the 9th Panhellenic Conference of Ichthyologists*, Mesologhi, 20-23 January 2000 (in Greek with abstract in English).
- 54 Panagopoulos D., Teneketzis K., Margaritoulis D. 2001. Fishing activity and sea turtles: causes of injuries resulting from fisheries interaction (1997-2000). Pages 325-328 in *Proceedings of the 10th Panhellenic Conference of Ichthyologists*, Chania, 18-20 October 2001 (in Greek with abstract in English).
- 55 Teneketzis K., Margaritoulis D. 2001. Fisheries interaction on marine turtles (*Caretta caretta* and *Chelonia mydas*) in Lakonikos Bay, southern Peloponnesus. Pages 321-324 in *Proceedings of the 10th Panhellenic Conference of Ichthyologists*, Chania, 18-20 October 2001 (in Greek with abstract in English).
- 56 Kopsida H., Margaritoulis D., Dimopoulos D. 2002. What marine turtle strandings can tell us. Pages 207-209 in *Proceedings of the Twentieth Symposium on Sea Turtle Biology and Conservation* (compilers: A. Mosier, A. Folley, B. Brost). Orlando, Florida, USA. 29 February-4 March 2000. NOAA Technical Memorandum NMFS-SEFSC-477. National Marine Fisheries Service, Southeast Fisheries Science Center, Miami, USA.
- 57 Panagopoulos D., Sofouli E., Teneketzis K., Margaritoulis D. 2003. Stranding data as an indicator of fisheries induced mortality of sea turtles in Greece. Pages 202-206 in *Proceedings of the First Mediterranean Conference on Marine Turtles* (editors: D. Margaritoulis, A. Demetropoulos). Barcelona Convention - Bern Convention - Bonn Convention (CMS). Nicosia, Cyprus. 270 pp.

- 58 Teneketzis K., Spinos E., Margaritoulis D. 2003. Impact of fisheries in the population of sea turtle *Caretta caretta* in Kyparissia Bay, Greece. Pages 59-62 in Proceedings of the 11th Panhellenic Conference of Ichthyologists. Preveza, 10-14 April 2003. Pan-hellenic Association of Ichthyologists. Preveza, Greece. 304 pp. (in Greek with abstract in English).
- 59 Panagopoulou A., Koutsodendris A., Margaritoulis D. 2008. Interactions with small scale fisheries in Greece: An important factor for the reduction of turtle mortality at sea. Page 186 in Proceedings of the 27th Annual Symposium on Sea Turtle Biology and Conservation (compilers: A.F.Rees, M. Frick, A. Panagopoulou, K. Williams). Myrtle Beach, SC, USA, 22-28 February 2007. NOAA Technical Memorandum NMFS-SEFSC-569. National Marine Fisheries Service, Southeast Fisheries Science Center, Miami, USA. 261 pp.
- 60 Panagopoulou A., Meletis Z.A., Margaritoulis D., Spotila J.R. 2017. Caught in the same net? Small scale fishermen's perceptions of fisheries interactions with sea turtles and other protected species. *Frontiers in Marine Science* 4:180 doi:10.3389/fmars.2017.00180.
- 61 Panagopoulou A., Meletis Z. A., Margaritoulis D., Spotila J. R. 2015. Hook, line, & thinkers: understanding complex perceptions of fisher-turtle interactions in context (Crete, Greece). Page 82 in Book of Abstracts of the 35th Annual Symposium on Sea Turtle Biology and Conservation (compilers: Y. Kaska, B. Sonmez, O. Turkecan, C. Sezgin). 18-24 April 2015, Dalaman, Turkey. MACART press. 250pp.
- 62 Kapantagakis A., Lioudakis L. 2006. Sea turtle by-catch in the Greek drifting long line fishery. Page 249 in Book of Abstracts of the 26th Annual Symposium on Sea Turtle Biology and Conservation (compilers: Mike Frick, Aliko Panagopoulou, Alan F. Rees, Kris Williams). Island of Crete, Greece. 3-8 April 2006. International Sea Turtle Society, Athens, Greece. 376 pp.
- 63 Karadaki O., Panagopoulou A., Margaritoulis D. 2006. Fishermen's attitudes towards sea turtles on Crete: an analysis. Pages 250-1 in Book of Abstracts of the 26th Annual Symposium on Sea Turtle Biology and Conservation (compilers: Mike Frick, Aliko Panagopoulou, Alan F. Rees, Kris Williams). Island of Crete, Greece. 3-8 April 2006. International Sea Turtle Society, Athens, Greece. 376 pp.
- 64 Kavvadia A., Rees A., Katara I., Haralabous J., Kapantagakis A., Valavanis V.D., Margaritoulis D. 2006. Stranded sea turtles along the Greek coastline: an indicator of fishing induced mortality? Pages 251-2 in Book of Abstracts of the 26th Annual Symposium on Sea Turtle Biology and Conservation (compilers: Mike Frick, Aliko Panagopoulou, Alan F. Rees, Kris Williams). Island of Crete, Greece. 3-8 April 2006. International Sea Turtle Society, Athens, Greece. 376 pp.
- 65 Margaritoulis D. 1988a. Nesting of the loggerhead sea turtle *Caretta caretta* on the shores of Kyparissia Bay, Greece, in 1987. *Mesogee*, 48: 59-65.
- 66 Margaritoulis D. 1985. Preliminary observations on the breeding behavior and ecology of *Caretta caretta* in Zakynthos, Greece. *Biologia Gallo-Hellenica*, 10: 323-332.
- 67 Venizelos L. 1993. Speed boats kill turtles in Laganas Bay, Zakynthos. *Marine Turtle Newsletter*, 63: 15.
- 68 Dimitriadis C., Fournari-Konstantinidou I., Sourbes L., Koutsoubas D., Mazaris A.D. 2018. Reduction of sea turtle recruitment caused by night light: Evidence from the Mediterranean region. *Ocean and Coastal Management* 153:108-115.
- 69 Arianoutsou M. 1988. Assessing the impacts of human activities on nesting of loggerhead sea-turtles (*Caretta caretta* L.) on Zakynthos island, western Greece. *Environmental Conservation*, 15(4): 327-334.
- 70 Margaritoulis D., Hiras G., Pappa C., Voutsinas S. 1996. Protecting Loggerhead Nests from Foxes at the Bay of Kyparissia, Western Greece. Pages 188-192 in Proceedings of the Fifteenth Annual Symposium on Sea Turtle Biology and Conservation (editors: J. A. Keinath, D. E. Barnard, J. A. Musick, B. A. Bell). Hilton Head, South Carolina, 20-25 February 1995. NOAA Technical Memorandum NMFS-SEFSC-387. National Marine Fisheries Service, Southeast Fisheries Science Center, Miami, USA.

- 71 Margaritoulis D., Karavellas D., Irvine C. 1996. Predation of adult loggerheads by Mediterranean monk seals. Pages 193-196 in Proceedings of the Fifteenth Annual Symposium on Sea Turtle Biology and Conservation (editors: J. A. Keinath, D. E. Barnard, J. A. Musick, B. A. Bell). Hilton Head, South Carolina, 20-25 February 1995. NOAA technical memorandum NMFS-SEFSC-387. National Marine Fisheries Service, Southeast Fisheries Science Center, Miami, USA.
- 72 Margaritoulis D., Touliaou S. 2011. Mediterranean monk seals present an ongoing threat for loggerhead sea turtles in Zakynthos. *Marine Turtle Newsletter* 131: 18-23.
- 73 Panagopoulou A., Dimopoulos, D. 2003. Five years of implementing management policies for the protection of sea turtles on Crete: an evaluation. Pages 108-109 in Proceedings of the Twenty-second Annual Symposium on Sea Turtle Biology and Conservation (compiler: J.A. Seminoff). Miami, Florida, USA. 4-7 April 2002. NOAA Technical Memorandum NMFS-SEFSC-503. National Marine Fisheries Service, Southeast Fisheries Science Center, Miami, USA.
- 74 Dimopoulos D. 2001. The National Marine Park of Zakynthos: A refuge for the Loggerhead Turtle in the Mediterranean. *Marine Turtle Newsletter*, 93: 5-9.
- 75 Dimopoulos D., Arapis T., Margaritoulis D. 2003. Conservation perspectives of the major critical nesting habitats of *Caretta caretta* in Greece. Pages 116-119 in Proceedings of the First Mediterranean Conference on Marine Turtles (editors: D. Margaritoulis, A. Demetropoulos). Barcelona Convention - Bern Convention - Bonn Convention (CMS). Nicosia, Cyprus. 270 pp.
- 76 Margaritoulis D. 1995. The status of marine turtles in Greece. Pages 123-137 in Red Data Book on Mediterranean Chelonians (editor: D. Ballasina). Edagricole-Edizioni Agricole, Bologna.
- 77 Margaritoulis D. 1986a. Captures and strandings of the leatherback sea turtle, *Dermochelys coriacea*, in Greece (1982-1984). *Journal of Herpetology*, 20(3): 471-474.
- 78 Casale P., 2015. *Caretta caretta*. The IUCN Red List of Threatened Species 2015. <http://www.iucnredlist.org/details/83644804/0>
- 79 Schofield et al. 2007. Novel GPS tracking of sea turtles as a tool for conservation management. *J. Exp. Mar. Biol. Ecol.* Doi:10.1016/j.jembe.2007.03.009.
- 80 Schofield et al. 2013. Evidence-based marine protected area planning for a highly mobile endangered marine vertebrate. *Biol. Cons.* 161:101-109.
- 81 Arapis T., Margaritoulis D. 1994. Sea turtle conservation and sustainable tourism for the proposed marine park on Zakynthos island, Greece. Pages 6-10 in Proceedings of the Thirteenth Annual Symposium on Sea Turtle Biology and Conservation (compilers: B. A. Schroeder, B. E. Witherington). Jekyll Island, Georgia, 23-27 February 1993. NOAA technical memorandum NMFS-SEFSC-341. National Marine Fisheries Service, Southeast Fisheries Science Center, Miami, USA.
- 82 Arapis T., Margaritoulis D. 1996. Sea turtle conservation and sustainable tourism for the proposed marine park on Zakynthos island, Greece. Pages 25-28 in Coastal Management and Habitat Conservation. EUCC, Leiden, The Netherlands.
- 83 Spyropoulou S., Dimopoulos D. 1999. Incentives for the conservation of the nesting grounds of the sea turtle *Caretta caretta* in Laganas Bay, Zakynthos, Greece. Report ENV/EPOC/GEEI/BIO(99)5/FINAL. Organisation for Economic Co-operation and Development (OECD), France. 31 pp. Download from <http://www.oecd.org/env>.
- 84 Katselidis KA, Schofield G, Stamou G, Dimopoulos P, Pantis JD (2013b) Evidence-based management to regulate the impact of tourism at a key marine turtle rookery on Zakynthos Island, Greece. *Oryx* 47:584-594.
- 85 Margaritoulis D. 1990. Successes and failures: conservation and tourism on the nesting beaches of Laganas bay, Zakynthos, Greece, 1989. *Marine Turtle Newsletter*, 49: 13-14.
- 86 Margaritoulis D., Teneketzis K. 2003. Identification of a developmental habitat of the green turtle in Lakonikos Bay, Greece. Pages 170-175 in Proceedings of the First Mediterranean Conference on Marine Turtles (editors: D. Margaritoulis, A. Demetropoulos). Barcelona Convention - Bern Convention - Bonn Convention (CMS). Nicosia, Cyprus. 270 pp.

- 87 Margaritoulis D., Arapis T., Kornaraki E., Mytilineou C. 1986. Three specimens of the green sea turtle *Chelonia mydas* recorded in Greece. *Biologia Gallo-Hellenica*, 12: 237-243.
- 88 Houghton JDR, Woolmer A, Hays GC (2000) Sea turtle diving and foraging behaviour around the Greek Island of Kefalonia. *J Mar Biol Assoc UK* 80:761-762.
- 89 Patel S. H., Morreale S.J., Saba V.S., Panagopoulou A., Margaritoulis D., Spotila R.S. 2016. Climate Impacts on Sea Turtle Breeding Phenology in Greece and Associated Foraging Habitats in the Wider Mediterranean Region. *PLOS ONE* | DOI:10.1371/journal.pone.0157170.
- 90 Katselidis et al. 2014. Employing sea-level rise scenarios to strategically select sea turtle nesting habitat important for long-term management at a temperate breeding area. *J. Exp. Mar. Biol. Ecol.* 450:47-54.
- 91 Mazaris et al. 2008. Do long-term changes in sea surface temperature at the breeding areas affect the breeding dates and reproduction performance of Mediterranean loggerhead turtles? Implications for climate change. *J. Exp. Mar. Biol. Ecol.* 367:219-226.
- 92 Mazaris, A.D., Matsinos, Y.G., Pantis, J.D. 2009. Evaluating the impacts of coastal squeeze on sea turtle nesting. *Ocean and Coastal Management* 52, 139-145. REFERS TO SEKANIA
- 93 Hays GC, Fossette S, Katselidis KA, Schofield G, Gravenor MB (2010) Breeding periodicity for male sea turtles, operational sex ratios, and implications in the face of climate change. *Conserv Biol* 24:1636-1643.
- 94 Almpandou, A., Schofield, G., Kallimanis, A.S., Türkozan, O., Hays, G.C., Mazaris, A.D. 2016. Using climatic suitability thresholds to identify past, present and future population viability. *Ecological Indicators* 71, 551-556.
- 95 Almpandou V., Katragkou E., Mazaris A.D. 2017. The efficiency of phenological shifts as an adaptive response against climate change: a case study of loggerhead sea turtles (*Caretta caretta*) in the Mediterranean. *Mitig Adapt Strateg Glob Chang*:1-16.
- 96 Whittock P.A., Case M., Casale P., Dean C. 2010. The impact of sea level rise on a major Mediterranean loggerhead sea turtle nesting site: Zakynthos Island, Greece. Page 105 in *Proceedings of the 28th Annual Symposium on Sea Turtle Biology and Conservation* (compilers: K.Dean, M.C.López-Castro). Loreto, Baja California Sur, Mexico, 22-26 January 2008. NOAA Technical Memorandum NMFS-SEFSC-602. National Marine Fisheries Service, Southeast Fisheries Science Center, Miami, USA. 272 pp.
- 97 McKenzie et al. 1999. Concentrations and patterns of organochlorine contaminants in marine turtles from Mediterranean and Atlantic waters. *Mar. Env. Res.* 47:117-131.
- 98 Mazaris AD, Kramer-Schadt S, Tzanopoulos J, Johst K, Matsinos G, Pantis JD. 2009. Assessing the relative importance of conservation measures applied on sea turtles: comparison of measures focusing on nesting success and hatching recruitment success. *Amphib Reptil* 30:221-231.
- 99 Kornaraki E., Matossian D.A., Mazaris A.D., Matsinos Y.G., Margaritoulis D. 2006. Effectiveness of different conservation measures for loggerhead sea turtle (*Caretta caretta*) nests at Zakynthos Island, Greece. *Biological Conservation* 130: 324-30.
- 100 Mazaris A.D., Kallimanis A.S., Tzanopoulos J., Sgardelis S.P., Pantis J.D. 2009. Sea surface temperature variations in core foraging grounds drive nesting trends and phenology of loggerhead turtles in the Mediterranean Sea. *Journal of Experimental Biology and Ecology*, 379: 23-27.
- 101 Casale et al. 2007. A model of area fidelity, nomadism, and distribution patterns of loggerhead turtles (*Caretta caretta*) in the Mediterranean. *Marine Biology* 152:1039-1049
- 102 Casale et al. 2003. Leatherback turtles in Italy and in the Mediterranean. *Herp Journal* 13:135-139.
- 103 Bearzi G., Casale P., Margaritoulis D., Bonizzoni S., Santostasi N.L. 2015. Observation of a leatherback sea turtle, *Dermochelys coriacea*, in the Gulf of Corinth, Greece. *MTN* 146: 6-9.
- 104 Dean C. 2010. Evaluating the potential extent of seagull predation on turtle hatchlings: Loggerhead hatchling emergence times on Zakynthos, Greece. Pages 163-4 in *Proceedings of the 28th Annual Symposium on Sea Turtle Biology and Conservation* (compilers: K.Dean, M.C.López-

Castro). Loreto, Baja California Sur, Mexico, 22-26 January 2008. NOAA Technical Memorandum NMFS-SEFSC-602. National Marine Fisheries Service, Southeast Fisheries Science Center, Miami, USA. 272 pp.

105 Charalambides N.C., Katsoupas V.A. 1994. New hopes for the loggerhead turtle on Zakynthos: Acquisition of the most densely nested area in the world. Pages 48-50 in Proceedings of the Thirteenth Annual Symposium on Sea Turtle Biology and Conservation (compilers: B. A. Schroeder, B. E. Witherington). Jekyll Island, Georgia, 23-27 February 1993. NOAA technical memorandum NMFS-SEFSC-341. National Marine Fisheries Service, Southeast Fisheries Science Center, Miami, USA.

106 Casale P, Mariani P. 2014. The first 'lost year' of Mediterranean sea turtles: dispersal patterns indicate subregional management units for conservation. *Mar Ecol Prog Ser* 498:263-274.

107 Casale P, Heppell SS (2016) How much sea turtle bycatch is too much? A stationary age distribution model for simulating population abundance and potential biological removal in the Mediterranean. *Endang Species Res* 29:239-254

108 Shamblin BM, Bolten AB, Abreu-Grobois FA, Bjorndal KA and others (2014) Geographic Patterns of Genetic Variation in a Broadly Distributed Marine Vertebrate: New Insights into Loggerhead Turtle Stock Structure from Expanded Mitochondrial DNA Sequences. *PLoS ONE* 9:e85956

109 Mrosovsky N, Kamel S, Rees AF, Margaritoulis D (2002) Pivotal temperature for loggerhead turtles (*Caretta caretta*) from Kyparissia Bay, Greece. *Can J Zool-Rev Can Zool* 80:2118-2124

110 Hays GC, Christensen A, Fossette S, Schofield G, Talbot J, Mariani P (2014a) Route optimisation and solving Zermelo's navigation problem during long distance migration in cross flows. *Ecol Lett* 17:137-143

111 Synolakis CE, Kalligeris N, Foteinis S, Voukouvalas E (2008) The plight of the beaches of Crete. In: *Solutions to Coastal Disasters 2008*, p 495-506

112 Andrews AJ, Smith AC, Rees AF, Margaritoulis D. 2016. The effect of invertebrate infestation and its correlation with loggerhead sea turtle (*Caretta caretta*) nest success in Laganas Bay, Zakynthos, Greece. *Mar Turtle Newsl* 151:9-15.

113 Schofield, G., Scott, R., Katselidis, K.A., Mazaris, A.D., Hays, G.C. 2015. Quantifying wildlife watching ecotourism intensity on an endangered marine vertebrate. *Animal Conservation* 18, 517-528

114 Corsini-Foka M., Kondylatos G., Santorinios E. 2013. Increase of sea turtles stranding records in Rhodes Island (eastern Mediterranean Sea): update of a long-term survey. *Journal of the Marine Biological Association of the United Kingdom*, doi:10.1017/S0025315413000556

115 Panou, A., Tselentis, L., Voutsinas, N., Mourelatos, Ch., Kaloupi, S., Voutsinas, V., Moschonas, S., 1999. Incidental catches of marine turtles in surface long line fishery in the Ionian Sea, Greece. *Contributions to the Zoogeography and Ecology of the Eastern Mediterranean Region* 1, 435-445.

116 Schofield, G., Katselidis, K.A., Dimopoulos, P., Pantis, J.D., Hays, G.C., 2006. Behaviour analysis of the loggerhead sea turtle *Caretta caretta* from direct in-water observation. *Endangered Species Research* 2, 71-79.

117 Schofield G, Papafitsoros K, Haughey R, Katselidis K (2017) Aerial and underwater surveys reveal temporal variation in cleaning-station use by sea turtles at a temperate breeding area. *Mar Ecol Prog Ser* 575:153-164

118 Lee PLM, Schofield G, Haughey RI, Mazaris AD, Hays GC (2017) A Review of Patterns of Multiple Paternity Across Sea Turtle Rookeries. In: *Advances in Marine Biology*. Academic Press

ISRAEL

Yaniv Levi¹

¹ National Sea Turtle Rescue Centre, Israel's Nature and Parks Authority, Mevoot Yam, Michmoret, Israel

Authors provided the Excel database, but no updated text. More detailed information about this country can be found in the Med Turtle report published in 2010. (<http://iucn-mtsg.org/publications/med-report/>).

Table 1. Main biology and conservation aspects of sea turtle Regional Management Units (RMU) occurring in Israel.

	RMU	CC-MED	Ref #	CM-MED	Ref #	DC-ATL	Ref #
Occurrence							
Nesting sites		Y	PS	Y	PS	N	PS
Pelagic foraging grounds		JA	PS	Y	PS	n/a	
Benthic foraging grounds		Y	PS	Y	PS	n/a	
Key biological data							
Nests/yr: recent average (range of years)		137.3 (2007-2016)	PS	17.3 (2007-2016)	PS	n/a	
Nests/yr: recent order of magnitude		100-200	PS	10 to 20	PS	n/a	
Number of "major" sites (>20 nests/yr AND >10 nests/km yr)		0	PS	0	PS	n/a	
Number of "minor" sites (<20 nests/yr OR <10 nests/km yr)		All	PS	3	PS	n/a	
Nests/yr at "major" sites: recent average (range of years)		n/a		n/a		n/a	
Nests/yr at "minor" sites: recent average (range of years)		1.1 (2010-2017)	PS	0.3 (2010-2017)	PS	n/a	
Total length of nesting sites (km)		150	PS	150	PS	n/a	
Nesting females / yr		n/a		n/a		n/a	
Nests / female season (N)		n/a		n/a		n/a	
Female remigration interval (yrs) (N)		n/a		n/a		n/a	
Sex ratio: Hatchlings (F / Tot) (N)		0.37 (520)	PS	0.56 (76)	PS	n/a	
Sex ratio: Immatures (F / Tot) (N)		n/a		n/a		n/a	
Sex ratio: Adults (F / Tot) (N)		n/a		n/a		n/a	
Min adult size, CCL or SCL (cm)		72 CCL	PS	86 SCL	PS	n/a	
Age at maturity (yrs)		n/a		n/a		n/a	
Clutch size (n eggs) (N)		98.2 (287)	PS	n/a	PS	n/a	
Emergence success (hatchlings/egg) (N)		0.82 (1569)	PS	n/a	PS	n/a	
Nesting success (Nests/ Tot emergence tracks) (N)		0.4 (228)	PS	n/a	PS	n/a	

Trends						
Recent trends (last 20 yrs) at nesting sites (range of years)	Up (1993-2017)	PS	Up (1993-2017)	PS	n/a	
Recent trends (last 20 yrs) at foraging grounds (range of years)	n/a		n/a		n/a	
Oldest documented abundance: nests/yr (range of years)	n/a		n/a		n/a	
Published studies						
Growth rates	N		N		N	
Genetics	N		Y	4	N	
Stocks defined by genetic markers	N		N		N	
Remote tracking (satellite or other)	Y	1	Y	1	N	
Survival rates	N		N		N	
Population dynamics	N		Y	5	N	
Foraging ecology (diet or isotopes)	N		N		N	
Capture-Mark-Recapture	N		N		N	
Threats						
Bycatch: presence of small scale / artisanal fisheries?	Y (DLL, SN, ST, MT)	2	Y (DLL, SN, ST, MT)	2	Y (DLL, SN, ST, MT)	2
Bycatch: presence of industrial fisheries?	Y (DLL, SN, ST, MT)	2	Y (DLL, SN, ST, MT)	2	Y (DLL, SN, ST, MT)	2
Bycatch: quantified?	Y	2	Y	2	n/a	
Take. Intentional killing or exploitation of turtles	N		N		n/a	
Take. Egg poaching	N		N		n/a	
Coastal Development. Nesting habitat degradation	Y		Y		n/a	
Coastal Development. Photopollution	Y	3	Y	3	n/a	
Coastal Development. Boat strikes	Y		Y		n/a	
Egg predation	N		N		n/a	

Pollution (debris, chemical)	Y		Y		n/a	
Pathogens	n/a		n/a		n/a	
Climate change	n/a		n/a		n/a	
Foraging habitat degradation	Y		Y		n/a	
Other	Y (see text)	6	Y (see text)	6	N	
Long-term projects (>5yrs)						
Monitoring at nesting sites (period: range of years)	Y (1982-ongoing)		Y (1982-ongoing)		n/a	
Number of index nesting sites	5		5		n/a	
Monitoring at foraging sites (period: range of years)	N		N		n/a	
Conservation						
Protection under national law	Y		Y		Y	
Number of protected nesting sites (habitat preservation) (% nests)	1 (12%)		0		0	
Number of Marine Areas with mitigation of threats					0	
N of long-term conservation projects (period: range of years)					0	
In-situ nest protection (eg cages)					n/a	
Hatcheries					n/a	
Head-starting					n/a	
By-catch: fishing gear modifications (eg, TED, circle hooks)					n/a	
By-catch: onboard best practices					n/a	
By-catch: spatio-temporal closures/reduction					n/a	
Other					N	

Table 2. The nesting beaches of Isreal.

RMU / Nesting beach name	Index site	Nests/yr: recent average (range of years)	Crawls/yr: recent average (range of years)	Western limit		Eastern limit		Central point		Length (km)	% Monitored	Reference #	Monitoring Level (1-2)	Monitoring Protocol (A-F)
				Long	Lat	Long	Lat	Long	Lat					
CC-MED														
West Galil		15.3 (2010-2017)		32°55'8.11"N	35°3'57.75"E'	33°5'34.79"N	35°6'19.22"E'			20	90%			
Carmel		32.7 (2010-2017)		32°50'1.85"N	34°58'36.59"E'	32°28'37.67"N	34°53'12.40"E'			42	85%			
Hasharon		33.7 (2010-2017)		32°27'50.55"N	34°52'59.21"E'	32°11'53.55"N	34°48'28.25"E'			31	97%			
Pleshet		15 (2010-2017)		32°5'56.23"N	34°46'22.49"E'	31°51'5.46"N	34°39'35.86"E'			32	38%			
Southern coastal plains		23.1 (2010-2017)		31°48'45.79"N	34°38'13.73"E'	31°35'40.97"N	34°29'29.48"E'			28	39%			

CM-MED			Long	Lat	Long	Lat	Long	Lat						
West Galil		0.25 (2010-2017)	32°55'8.11"N	35° 3'57.75"E'	33° 5'34.79"N	35° 6'19.22"E'			20	90%				
Carmel		2.25 (2010-2017)	32°50'1.85"N	34°58'36.59E'	32°28'37.67"N	34°53'12.40"E'			42	85%				
Hasharon		7.375 (2010-2017)	32°27'50.55"N	34°52'59.21"E'	32°11'53.55"N	34°48'28.25"E'			31	97%				
Pleshet		1.875 (2010-2017)	32° 5'56.23"N	34°46'22.49"E'	31°51'5.46"N	34°39'35.86"E'			32	38%				
Southern coastal plains		6.625 (2010-2017)	31°48'45.79"N	34°38'13.73"E'	31°35'40.97"N	34°29'29.48"E'			28	39%				

Table 3. The Convention information for Israel.

International Conventions	Signed	Binding	Compliance measured and reported	Species	Conservation actions	Relevance to sea turtles
Convention A	Y	Y	Y	CM, CC		
Convention B	Y	N	Y	DC		
Convention C	N	N	n/a	ALL		

References

- 1 Levy et al., 2017. Spatiotemporal hotspots of habitat use by loggerhead (*Caretta caretta*) and green (*Chelonia mydas*) sea turtles in the Levant basin as tools for conservation. *Marine Ecology Progress Series*
- 2 Levy et al., 2015. A small fishery with a high impact on sea turtle populations in the eastern Mediterranean. *Zoology in the middle east*
- 3 Mazor et al., 2013. Can satellite-based night lights be used for conservation? The case of nesting sea turtles in the Mediterranean. *Biological conservation*
- 4 Tikochinski, Y., Bendelac, R., Barash, A., Daya, A., Levy, Y., & Friedmann, A. (2012). Mitochondrial DNA STR analysis as a tool for studying the green sea turtle (*Chelonia mydas*) populations: The Mediterranean Sea case study. *Marine Genomics*, 6. <http://doi.org/10.1016/j.margen.2012.01.002>
- 5 Stokes, K. L. K., Broderick, A. C. A., Canbolat, A. F., Candan, O., Fuller, W. J., Glen, F., ... Godley, B. J. (2015). Migratory corridors and foraging hotspots: critical habitats identified for Mediterranean green turtles. *Diversity and Distributions*, 21(6), n/a-n/a. <http://doi.org/10.1111/ddi.12317>
- 6 Aizenberg, I., R. King, Y. Grundland, and Y. L. (2013). Blast injury and Sea Turtles. *Proc Int Conf Dis Zoo Wild Anim.*

ITALY

Paolo Casale¹ and Sandra Hochscheid²

¹ Department of Biology, University of Pisa, Via A. Volta 6, I-56126, Pisa, Italy

² Stazione Zoologica Anton Dohrn, Marine Turtle Research Centre, Via Nuova Macello, 80055 Portici, Italy

1. RMU: Loggerhead Turtle (*Caretta caretta*) Mediterranean

1.1. Distribution, abundance, trends

1.1.1. Nesting sites

Italy hosts only minor nesting sites for loggerhead turtles, and most of the nesting activities are dispersed over large stretches of coastline (with exception of the Islands Lampedusa and Linosa). The Ionian coastline of Calabria has been identified as a regular nesting area and makes up for 52% of all nesting activities in Italy which counts 30 – 40 nests year⁻¹ (Table 1). Nesting occurs also along the south-western coast of Sicily facing the Sicily Channel and on the Pelagian Islands of Lampedusa and Linosa, however, there may be years at these sites without any nest. Only the Ionian coastline of Calabria, Lampedusa and Linosa have been systematically monitored (Table 2), but there are no recent updates on these monitoring efforts with respect to the previous report, which provided nesting densities of 0.2, 14.7 and 16.3 nests year⁻¹km⁻¹, respectively. There is, however, evidence of a new regular nesting area on the southern Tyrrhenian coast of Campania, where the first report on a nest dates back to the mid-1960s, and where nesting is now being observed every year since 2012 (Figure 1, Table 1).

Apart from these, there are occasional reports of single nests in Sardinia, on the whole Tyrrhenian coastline up to high northern latitudes in Tuscany, and along the Adriatic coastline from Apulia up to the region of Abruzzo (Province of Teramo, 42.683402°N, 14.013791°E).

The Ionian coastline of Calabria and the Tyrrhenian coastline of Campania are the two Italian nesting areas with the highest average number of nests per year (4.6 nests yr⁻¹). Clutch size and emergence success reported for these areas range between 93 and 99 eggs and between 70.7 and 86%, respectively, and are thus well within the ranges of eastern Mediterranean nesting beaches (Table 2).

1.1.2. Marine Areas

The Italian peninsula lies in the center of the Mediterranean and the surrounding marine areas are among the most frequented by turtles in the basin (Fig. 1). Most data on turtle presence and size of turtles derive from stranding data and fisheries by-catch data. The north Adriatic Sea is an important neritic developmental area for juveniles as well as a foraging area for adult turtles. Further to the south of the Italian Adriatic coast lies the Gulf of Manfredonia which also hosts a neritic foraging habitat for small juveniles through adult turtles.

Although stranding data suggest that turtles occur all around Italy no publication confirm the presence of other neritic foraging habitats, apart from a study demonstrating that loggerhead turtles use the abundant prey in the shallow soft-bottom habitats in the Naples areas, SW Italy. It is frequented by turtles from at Greece, Turkey, and also from the Atlantic, although the latter make a smaller proportion.

Oceanic developmental and foraging habitats can be found in the southern Adriatic, north-western and central-western Ionian. Stranding data show a higher occurrence of small turtles (<30 cm CCL) on the south Adriatic-Ionian coasts than in other Italian areas, suggesting that this area is a developmental habitat for small turtles in the oceanic phase. This is further supported by high catch rates by drifting longline in the Ionian and by tag returns. Genetic studies showed that this area is frequented by turtles from at least Greece, Turkey and the Atlantic. Also the south Tyrrhenian Sea has recently been shown to be of importance for foraging turtles, albeit for larger and adults sized turtles.

A migratory corridor is present along the Italian Adriatic coast for turtles moving southwards, either seasonally when the northern waters become too cold, or at the beginning of the reproductive season when turtles migrate towards their nesting grounds. The Strait of Sicily and the Strait of Messina are obligatory pathways between the western and the eastern Mediterranean, as also directly observed through satellite tracking.

1.2. Other biological data

A most recent review on marine turtles in the Mediterranean summarises also key biological data on loggerhead turtles in Italy (283). Table 1 also provides references for the major research outputs in respect to growth rates, genetics, stocks defined by genetic markers, satellite tracking (or other), survival rates, population dynamics, foraging ecology (diet or isotopes), and Capture-Mark-Recapture data.

1.3. Threats

Given that Italy is more important for foraging areas than for nesting grounds, bycatch resulting from fishing activity of the Italian fleet is the most important threat from this country. Several studies provided the order of magnitude of bycatch in different marine areas (Table 1). Boat strikes represent a source of mortality too, although difficult to quantify (Table 1). Nesting sites are threatened by coastal development and egg predation has been reported (Table 1). Light pollution is also a threat on recently frequented nesting sites along the southwestern coasts, but the impact has not been assessed yet.

1.4. Conservation

Sea turtles are protected by national laws and international conventions (Tables 1 and 3). Several long-term conservation projects are active in the country, with some since 1980s (Tables 1, 4). However, measures aimed to mitigate the main threat (bycatch) are still at an initial phase and are mostly limited to informing fishers about the onboard best practices to reduce post-release mortality (Table 1). A national strategy led by relevant governmental authorities is needed, with the aim to reduce the impact of the Italian fishing fleet on sea turtle RMU. Due to their bycatch and mortality levels, bottom trawl and pelagic longline should be the priority fishing gear targeted.

1.5. Research

The Italian nesting population is still poorly quantified. More research is needed on the distribution (needed to identify priority sites for conservation) and the level of nesting activity as well as on remigration interval and clutch frequency (Table 1). Although incubation duration may provide a rough indication, hatchling sex ratio has not been estimated yet.

Abundance estimates at sea should be considered as a priority, in order to provide fishery-independent information about the spatial distribution and temporal trends. This information would be useful to identify hot-spot areas in need of special management and to contribute to a better understanding of population trends at Mediterranean level.

2. RMU: Loggerhead Turtle (*Caretta caretta*) North West Atlantic

2.1. Distribution, abundance, trends

2.1.1. Nesting sites

This RMU does not breed in the Mediterranean

2.1.2. Marine areas

Individuals belonging to this RMU have been reported in the waters around Italy, except the Adriatic. They mainly frequent offshore waters, with a limited number occurring in coastal waters (Table 1). Genetic studies provided estimates of contribution of this RMU to mixed stocks (with wide confidence intervals) but no estimates of abundance or trends are available.

2.2. Other biological data

Given that this RMU shares the same foraging grounds around Italy of the Mediterranean RMU, several biological data ascribed to that RMU (Table 1) may be partially based on individuals from the Atlantic too. One study estimated specific growth rates of individuals of this RMU in Italy (206).

2.3. Threats

Same of Mediterranean RMU. See 1.3, for areas where this RMU occurs.

2.4. Conservation

Same of Mediterranean RMU. See 1.4, for areas where this RMU occurs.

2.5. Research

Studies specifically focusing on this RMU are almost exclusively limited to mixed stock analyses with low resolution and limited application for other studies. Specific studies on the biology and ecology of the individuals of this RMU probably require a better genetic approach to identify them.

3. RMU: Green Turtle (*Chelonia mydas*) Mediterranean

3.1. Distribution, abundance, trends

3.1.1. Nesting sites

This RMU does not breed in Italy.

3.1.2. Marine areas

Individuals belonging to this RMU have been reported in all the waters around Italy, and occurrences are more frequently observed during the warmer months of the year (Table 1). No estimates of abundance or trends are available.

3.2. Other biological data

No other information is available, except size of the reported individuals indicating that the majority of turtles are smaller juveniles (mean CCL = 39 cm).

3.3. Threats

No specific studies have been done focusing on this species. However, a few captures by longliners have been reported (277), and for some stranding records the causes were attributed to interaction with fishing gear and boat strikes.

3.4. Conservation

Protection status in Italy is the same for all sea turtle species. No specific conservation measures have been developed. However, it is plausible that measures aimed to reduce the impact of fishing gears on loggerheads would provide benefit to this species as well.

3.5. Research

Other than distribution of the few reports, studies specifically focusing on this RMU are lacking.

4. RMU: Leatherback Turtle (*Dermochelys coriacea*) Atlantic (unknown)

It is unknown to which Atlantic RMU the individuals frequenting Italian waters belong.

4.1. Distribution, abundance, trends

4.1.1. Nesting sites

This RMU does not breed in the Mediterranean.

4.1.2. Marine areas

Individuals belonging to this RMU have been reported in all the waters around Italy (Table 1). No estimates of abundance or trends are available.

4.2. Other biological data

No other information is available, except size of the reported individuals. This indicates that only large juveniles or adults frequent Italian waters (280).

4.3. Threats

Captures by driftnets, set nets and longlines have been reported (280), but no estimates of bycatch levels are available.

4.4. Conservation

Protection status in Italy is the same for all sea turtle species. No specific conservation measures have been developed. However, it is plausible that measures aimed to reduce the impact of fishing gears (at least pelagic ones) on loggerheads would provide benefit to this species as well.

4.5. Research

Studies specifically focusing on this RMU are lacking.

Table 1. Main biology and conservation aspects of sea turtle Regional Management Units (RMU) occurring in Italy.

TOPIC	REGIONAL MANAGEMENT UNIT							
	CC-MED	Ref #	CC-ATL NW	Ref #	CM- MED	Ref #	DC-ATL	Ref #
Occurrence								
Nesting sites	Y	2,3,11,12,249	N		N		N	
Pelagic foraging grounds	JA	19,20,238, 242,244,253,277	J	210,214	J	244,278,279	JA	280
Benthic foraging grounds	JA	13,15,20,213,249	J	213- 215	n/a		N	
Key biological data								
Nests/yr: recent average (range of years)	7.67 (2002-2004)	2	n/a		n/a		n/a	
Nests/yr: recent order of magnitude	30-40	2	n/a		n/a		n/a	
Number of "major" sites (>20 nests/yr AND >10 nests/km yr)	n/a		n/a		n/a		n/a	
Number of "minor" sites (<20 nests/yr OR <10 nests/km yr)	6	2,3,11,16,17,18,223	n/a		n/a		n/a	
Nests/yr at "major" sites: recent average (range of years)	n/a		n/a		n/a		n/a	
Nests/yr at "minor" sites: recent average (range of years)	1-13	2,3	n/a		n/a		n/a	
Total length of nesting sites (km)	175	2,3,223,11,17	n/a		n/a		n/a	
Nesting females / yr	n/a		n/a		n/a		n/a	
Nests / female season (N)	n/a		n/a		n/a		n/a	
Female remigration interval (yrs) (N)	2-3 (3)	223	n/a		n/a		n/a	
Sex ratio: Hatchlings (F / Tot) (N)	n/a		n/a		n/a		n/a	
Sex ratio: Immatures (F / Tot) (N)	0.52 (83) - 0.61 (218)	7,8,9	n/a		n/a		n/a	
Sex ratio: Adults (F / Tot) (N)	0.4 (45), 0.52 (97),	4,6	n/a		n/a		n/a	

	0.61 (69)							
Min adult size, CCL or SCL (cm)	71 CCL (7)	223	n/a		n/a		n/a	
Age at maturity (yrs)	21-34	230	n/a		n/a		n/a	
Clutch size (n eggs) (N)	93 (14) - 99 (17)	2,3	n/a		n/a		n/a	
Emergence success (hatchlings/egg) (N)	70.7 (12) - 86.0 (17)	2,3	n/a		n/a		n/a	
Nesting success (Nests/ Tot emergence tracks) (N)	43.6 (17)	2	n/a		n/a		n/a	
Trends								
Recent trends (last 20 yrs) at nesting sites (range of years)	n/a		n/a		n/a		n/a	
Recent trends (last 20 yrs) at foraging grounds (range of years)	stable/up (1992-2001)	201	n/a		n/a		n/a	
Oldest documented abundance: nests/yr (range of years)	n/a		n/a		n/a		n/a	
Published studies								
Growth rates	Y	201-206	N		N		N	
Genetics	Y	207-216	Y	210, 213, 214, 215	N		N	
Stocks defined by genetic markers	Y	207,213	N		N		N	
Remote tracking (satellite or other)	Y	217-227,246	Y	21	N		N	
Survival rates	Y	228-229	N		N		N	
Population dynamics	Y or n/a	230	N		N		N	
Foraging ecology (diet or isotopes)	Y	13,231	N		N		N	
Capture-Mark-Recapture	Y	232-234	N		N		N	
Threats								
Bycatch: presence of small scale / artisanal fisheries?	Y (PLL, SN, DLL, OTH)	201, 235-238,241-245,247-248,255, 277	Y	see CC-MED	Y(PLL)	277	Y	see other RMUs

Bycatch: presence of industrial fisheries?	Y (PLL, SN, BT, PT)	15,235-238,240,242-247,254,277	Y	see CC-MED	Y(PLL)	277	Y	
Bycatch: quantified?	10600-20100 (BT), 12300 (PLL), 700 (DLL), 500-23800 (SN)	245,247	N		N		N	
Take. Intentional killing or exploitation of turtles	Y	239,244	n/a		n/a		n/a	
Take. Egg poaching	N		n/a		n/a		n/a	
Coastal Development. Nesting habitat degradation	Y	2	n/a		n/a		n/a	
Coastal Development. Photopollution	Y	2	n/a		n/a		n/a	
Coastal Development. Boat strikes	Y	244	n/a		n/a		n/a	
Egg predation	Y	249	n/a		n/a		n/a	
Pollution (debris, chemical)	Y	250-253,256-270,281,282	n/a		n/a		n/a	
Pathogens	Y	271-272	n/a		n/a		n/a	
Climate change	N		n/a		n/a		n/a	
Foraging habitat degradation	N		n/a		n/a		n/a	
Other	N		n/a		n/a		n/a	
Long-term projects (>5yrs)								
Monitoring at nesting sites (period: range of years)	2 (2000-2011)	2,5,17	n/a		n/a		n/a	
Number of index nesting sites	1	2	n/a		n/a		n/a	
Monitoring at foraging sites (period: range of years)	N		N		N		N	
Conservation								
Protection under national law	Y	249, 276	Y	249, 276	Y	249, 276	Y	249, 276
Number of protected nesting sites (habitat preservation) (% nests)	1 (<1%)	17	n/a		n/a		n/a	
Number of Marine Areas with mitigation of threats	0		n/a		0		0	
N of long-term conservation projects (period: range of years)	4	17, T4.4, T4.5, T4.6	n/a		0		0	

In-situ nest protection (eg cages)	Y	2,12,17	n/a		n/a		n/a	
Hatcheries	N		n/a		n/a		n/a	
Head-starting	N		n/a		n/a		n/a	
By-catch: fishing gear modifications (eg, TED, circle hooks)	Y	236, 273-275	n/a		n/a		n/a	
By-catch: onboard best practices	Y	T4.3, T4.4	n/a		n/a		n/a	
By-catch: spatio-temporal closures/reduction	N		n/a		n/a		n/a	

Table 2. Sea turtle nesting beaches in Italy.

	Index site	Nests/yr: recent average (range of years)	Crawls/yr: recent average (range of years)	Western limit		Eastern limit		Central point		Length (km)	% Monitored	Reference #	Monitoring Level (1-2)	Monitoring Protocol (A-F)	
				Long	Lat	Long	Lat	Long	Lat						
S Tyrrhenian Coastline	N	4.7 (2012-2017)	5.5 (2012-2017)	14.8965	40.5628	15.3380	40.0090			120	0	3, T.4.6	n/a	n/a	integrated with own recent data
Ionian coastline	Y	4.6 (2000-2004)	n/a	15.788	37.918	16.145	38.04			40	100	2,223	1	D	100% monitored only 2002-2004, 50% 2000-2001
Pelagian Islands - Lampedusa - Conigli	N	1.9 (1997-2012)	n/a					12.558	35.513	0.15	100	16,17	1	B	night time monitoring 2004-2009
Pelagian Islands -	N	1.4 (2000-	n/a					12.854786	35.863	0.1	100	18	1	B	no recent

Linosa - Pozzolan a di Ponente		2004)													monitoring report published
Sicily - Sicily Channel - Siculiana Marina - Porto Empedocle	N	0.8 (2000- 2011)	n/a	13.3869 4	37.3389 7	13.524	37.2886 8			15	0	2,11	n/a	n/a	no recent data published

Table 3. International conventions protecting sea turtles and signed by Italy.

	Signed	Binding	Compliance measured and reported	Species	Conservation actions	Relevance to sea turtles
Barcelona Convention	Y	Y	Y	CM, CC, DC	to assess and control marine pollution to ensure sustainable management of natural marine and coastal resources; to integrate the environment in social and economic development; to protect the marine environment and coastal zones through prevention and reduction of pollution, and as far as possible, elimination of pollution, whether land or sea-based; to protect the natural and cultural heritage;	Specific Action Plan for the conservation of Mediterranean Marine Turtles with objectives: Development, implementation and enforcement of legislation; • Protection and effective management of nesting areas (include adjacent sea); • Protection and management of feeding, wintering and mating areas and key migration passages; • Minimization of incidental

						catches and elimination of intentional killings. • Restoration of degraded nesting beaches
Convention on Biological Diversity	Y	Y	Y	ALL	(a) Establish a system of protected areas or areas where special measures need to be taken to conserve biological diversity; (b) Develop, where necessary, guidelines for the selection, establishment and management of protected areas or areas where special measures need to be taken to conserve biological diversity; (c) Regulate or manage biological resources important for the conservation of biological diversity whether within or outside protected areas, with a view to ensuring their conservation and sustainable use; (d) Promote the protection of ecosystems, natural habitats and the maintenance of viable populations of species in natural surroundings; (e) Promote environmentally sound and sustainable development in areas adjacent to protected areas with a view to furthering protection of these areas; (f) Rehabilitate and restore degraded ecosystems and promote the recovery of threatened species, inter alia, through the development and implementation of plans or other management strategies; (g) Establish or maintain means to regulate, manage or control the risks associated with the use and release of living modified organisms resulting from biotechnology which are likely to have adverse environmental impacts that could affect the conservation and	

					<p>sustainable use of biological diversity, taking also into account the risks to human health;</p> <p>(h) Prevent the introduction of, control or eradicate those alien species which threaten ecosystems, habitats or species;</p> <p>(i) Endeavour to provide the conditions needed for compatibility between present uses and the conservation of biological diversity and the sustainable use of its components;</p> <p>(j) Subject to its national legislation, respect, preserve and maintain knowledge, innovations and practices of indigenous and local communities embodying traditional lifestyles relevant for the conservation and sustainable use of biological diversity and promote their wider application with the approval and involvement of the holders of such knowledge, innovations and practices and encourage the equitable sharing of the benefits arising from the utilization of such knowledge, innovations and practices;</p> <p>(k) Develop or maintain necessary legislation and/or other regulatory provisions for the protection of threatened species and populations;</p> <p>(l) Where a significant adverse effect on biological diversity has been determined pursuant to Article 7, regulate or manage the relevant processes and categories of activities; and</p> <p>(m) Cooperate in providing financial and other support for in-situ conservation outlined in subparagraphs (a) to (l) above, particularly to developing countries.</p>	
Convention on the Conservation of Migratory Species of Wild Animals	Y	Y	Y	ALL		
Convention on International	Y	Y	Y	CC, CM, DC, EI,		

Trade in Endangered Species of Wild Fauna and Flora				LK		
Convention on the Conservation of European Wildlife and Natural Habitats (Bern Convention)	Y	Y	Y	CC, CM, DC, EI, LK	<p>promote national conservation policies</p> <p>promote measures against pollution</p> <p>promote educational and informative measures</p> <p>co-ordinate efforts to protect migratory species</p> <p>establish legislative and administrative measures</p>	

Table 4. Sea turtle conservation projects in Italy.

#	RMU	Country	Region / Location	Project Name or descriptive title	Key words	Start date	End date	Leading organisation	Public/Private	Collaboration with	Reports / Information material	Current Sponsors	Primary Contact (name and Email)
T4.1	CC-Mediterranean, CC-Atlantic North east, CC-Atlantic North west	France, Italy, Spain, Greece, Portugal, Turkey, Tunisia		INDICIT (Implementation Of The Indicator Of Marine Litter On Sea Turtles And Biota In Regional Sea Conventions And Marine Strategy Framework Directive Areas)	marine litter, bio-indicator, marine strategy framework directive	01/02/2017	01/02/2019	CNRS-EPHE, Center of functional and evolutionary ecology, Montpellier, France	Public	CNR-IAMC (IT), DEKAMER (TR), FRCT (PT), HCMR (GR), IMAR (PT), INSTM (TN), ISPRA (IT), MNHN (FR), ULPGC (ES), UNIVERSITY OF VALENCIA (ES), SZN (IT)	https://indiciteuropa.eu/	EU	coordination@indiciteuropa.eu
T4.2	CC-MED	Croatia, Slovenia, Italy, Malta, Greece		LIFE15-NAT/HR/000997 - LIFE EUROTURTLES		01/09/2016	31/08/2021	Croatian Natural History Museum, Zagreb	Public	BWI (HR), Univ Primorska (SL), Sapienza Univ Roma (IT), WWF	http://www.euroturtles.eu/	EU	info@euroturtles.eu

		Cyprus								Italy (IT), Nature Trust Malta (ML), ARCHELON (GR), Oceanography Centre University of Cyprus (CY), Department of Fisheries and Marine Research (CY)			
T4.3	CC-MED	Italy		LIFE12 NAT/IT/000937 - TARTALIFE		01/10/2013	30/09/2018	CNR-ISMAR	Public		http://www.tartalife.eu/en/project	EU	Alessandro Lucchetti (CNR-ISMAR) - a.lucchetti@ismar.cnr.it
T4.4	CC-MED	Italy		Sea Turtle Project		02/01/2000		WWF Italy	Private	St. Zool. Anton Dohrn, Naples (IT), University of Bari Veterinary Medicine (IT), University of Calabria(UNICAL) Dip. Ecology(IT)			Luigi Agresti - l.agresti@wwf.it
T4.5	CC-MED	Italy	Southern	Project: "Monitoraggio e		01/01/2010	31/12/2018	Filicudi WildLife	Private	University of Messina;	www.filicudiconservation.com		blasimf@yahoo.com

			Tyrrhenian Sea, Aeolian Archipelago	Tutela della tartaruga marina <i>Caretta caretta</i> nell'Arcipelago Eoliano" (PROT. N° 0001735 del 02-02-2010; renewal: PROT N° 0006876 del 25-01-2013; renewal : PROT N° 0011903 del 01-06-2016)				Conservation		University Tor Vergata; National Institute of Health (Italy); Marine Turtle Research Center, Stazione Zoologica Anton Dohrn		m	
T4.6	CC-MED	Italy	Campania	Azioni per la conservazione delle tartarughe marine nel Mediterraneo	rehabilitation, rescue center, stranding, nesting, satellite telemetry	1985		Stazione Zoologica Anton Dohrn	Public	Istituto Zooprofilattico Sperimentale del Mezzogiorno, WWF Italy, Tartalazio, Sea Shepherd	www.szn.it	Regione Campania	Sandra Hochscheid@szn.it

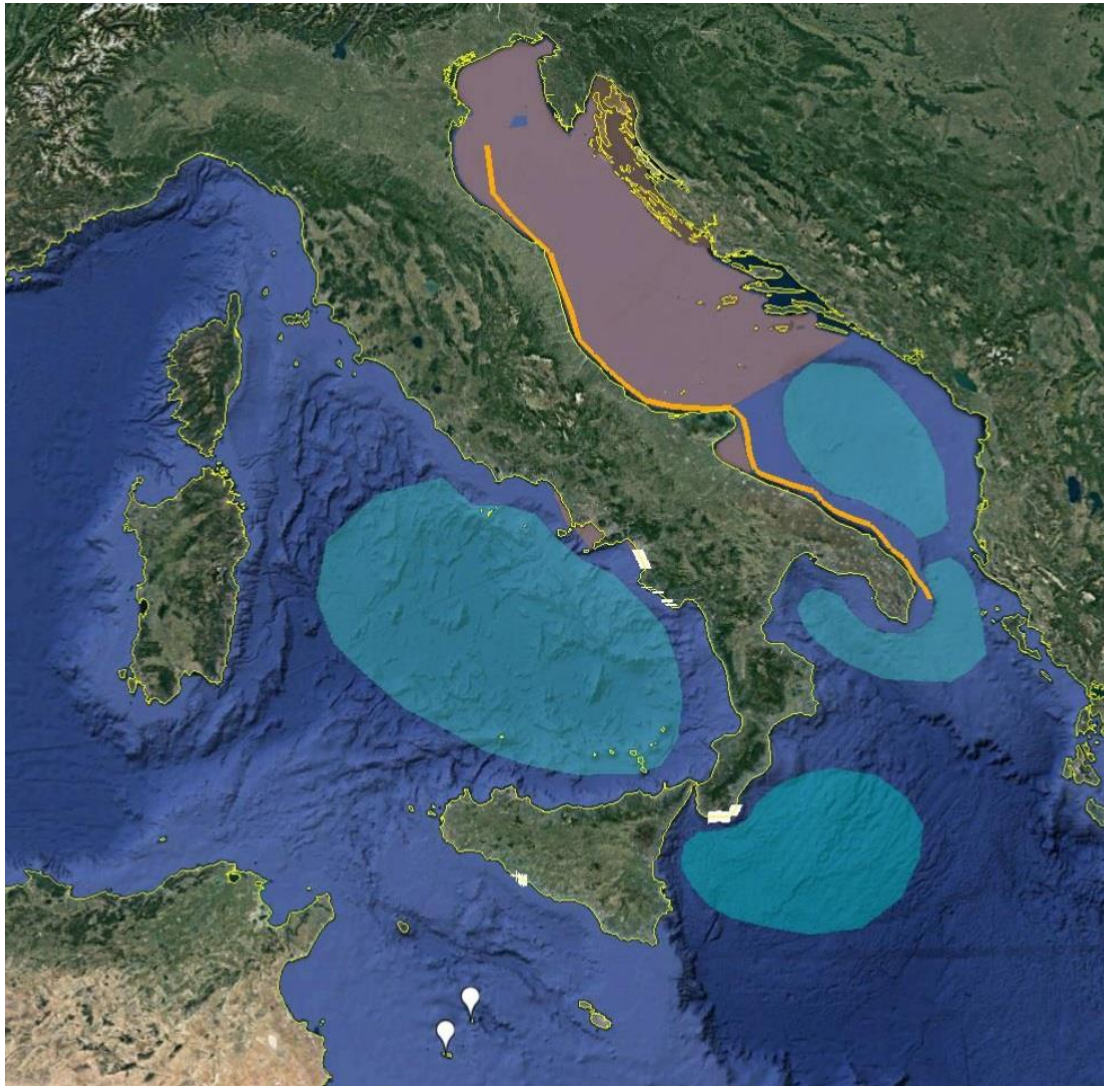


Figure 1 Map showing the location of the loggerhead turtle nesting beaches and marine areas in Italy. White place marks and coastal lines indicate the location of the nesting areas listed in Table 2. Blue shaded areas are approximate locations of oceanic developmental and foraging habitats, whereas orange shaded areas are neritic developmental and foraging habitats. Please note that borders of foraging areas are graphical assumptions and do not correspond to true and exact borders, which are not known. The orange line indicates a migratory corridor

References

2. Mingozi T, Discovery of a regular nesting area of loggerhead turtle *Caretta caretta* in southern Italy: a new perspective for national conservation. *Biodivers Conserv* 16:3519-3541
3. Maffucci F, Corrado R, Palatella L, Borra M and others (2016) Seasonal heterogeneity of ocean warming: A mortality sink for ectotherm colonizers. *Scientific Reports* 6
4. Casale P, Freggi D, Maffucci F, Hochscheid S (2014) Adult sex ratios of loggerhead sea turtles (*Caretta caretta*) in two Mediterranean foraging grounds. *Sci Mar* 78:303-309
5. Mingozi T, Monitoraggio della nidificazione di *Caretta caretta*, Tartaruga marina, lungo estesi settori costieri: metodiche applicate lungo la costa ionica Mingozi T. 2013. Monitoraggio della nidificazione di *Caretta caretta*, Tartaruga marina, lungo estesi settori costieri: metodiche applicate lungo la costa ionica italiana. In: Scillitani G. et al. (eds), Atti IX Congr. Naz. Soc. Herp. It., Bari-Conversano, 26-30 settembre 2012, p. 272-277
6. Casale P, Freggi D, Basso R, Argano R (2005) Size at male maturity, sexing methods and adult sex ratio in loggerhead turtles (*Caretta caretta*) from Italian waters investigated through tail measurements. *Herpetolog J* 15:145-148
7. Maffucci, F., et al. (2013). "Sex ratio of juvenile loggerhead turtles in the Mediterranean sea: is it really 1:1?" *Marine Biology* 160(5): 1097-1107.
8. Casale P, Gerosa G, Argano R, Barbaro S, Fontana G (1998) Testosterone titers of immature loggerhead sea turtles (*Caretta caretta*) incidentally caught in the central Mediterranean: a preliminary sex ratio study. *Chelonian Conserv Biol* 3:90-93
9. Casale P, Lazar B, Pont S, Tomas J and others (2006) Sex ratios of juvenile loggerhead sea turtles *Caretta caretta* in the Mediterranean Sea. *Mar Ecol-Prog Ser* 324:281-285
11. Casale, P., et al. (2012). "Exceptional sea turtle nest records in 2011 suggest an underestimated nesting potential in Sicily (Italy)." *Acta Herpetologica* 7(1): 181-188.
12. Bentivegna, F., et al. (2010). "Loggerhead turtle (*Caretta caretta*) nests at high latitudes in Italy: a call for vigilance in the Western Mediterranean." *Chelonian Conservation and Biology* 9(2): 283-289.
13. Hochscheid S, Travaglini A, Maffucci F, Hays GC, Bentivegna F (2013) Since turtles cannot talk: What beak movement sensors can tell us about the feeding ecology of neritic loggerhead turtles, *Caretta caretta*. *Marine Ecology* 34:321-333
15. Casale, P., et al. (2012). "The Gulf of Manfredonia: a new neritic foraging area for loggerhead sea turtles in the Adriatic Sea." *Acta Herpetologica* 7(1): 1-12.
16. Prazzi, E., et al. (2010). La spiaggia dei Conigli a Lampedusa: un modello di gestione per la conservazione di *Caretta caretta*. In: Di Tizio, L., Brugnola, L., Cameli, A., Di Francesco, N. (Eds) Atti Il congresso SHI Abruzzo Molise "Testuggini e Tartarughe", Chieti, 27-29 settembre 2013, pp. 127-133.
17. Prazzi, E., et al. (2010). "Protezione di *Caretta caretta* (Reptilia Chelonia) nella riserva naturale di Lampedusa." *Naturalista sicil.* 34(3-4): 265-294.
18. Piovano P, Nicolini G, Nannarelli S, Dominici A, Lo Valvo M, Giacomina C (2006) Analisi delle deposizioni di *Caretta caretta* sui litorali italiani. In: Proceedings of the fifth congresso nazionale Societas Herpetologica Italica, Calci (Pisa), Centro Interdipartimentale Museo di Storia Naturale e del Territorio Università di Pisa, SHI, 29 Settembre–3 Ottobre 2004, Firenze University Press, Firenze, pp 199-206
19. Luschi, P., Mencacci, R., Cerritelli, G., Papetti, L., & Hochscheid, S. (2018). Large-scale movements in the oceanic environment identify high-use areas for loggerheads foraging in central Mediterranean Sea. *Marine Biology* (Berlin), 165. doi:10.1007/s00227-017-3255-1
20. Mazar, T., Beger, M., McGowan, J., Possingham, H. P., & Kark, S. (2016). The value of migration information for conservation prioritization of sea turtles in the Mediterranean. *Global Ecology and Biogeography*, 25(5), 540-552. doi:10.1111/geb.12434
21. Eckert, S. A., Moore, J. E., Dunn, D. C., Sagarminaga van Butten, R., Eckert, K. L., & Halpin, P. N. (2008). Modelling loggerhead turtle movement in the Mediterranean: Importance of body size and oceanography. *Ecological Applications*, 18 (2), 290-308.

201. Cambiè G (2011) Incidental capture of *Caretta caretta* in trammel nets off the western coast of Sardinia (Italy): statistical models of capture abundance and immediate survival. *Aquat Conserv-Mar Freshw Ecosyst* 21:28-36
202. Casale P, d'Astore PP, Argano R (2009) Age at size and growth rates of early juvenile loggerhead sea turtles (*Caretta caretta*) in the Mediterranean based on length frequency analysis. *Herpetolog J* 19:29-33
203. Casale P, Mazaris AD, Freggi D, Vallini C, Argano R (2009) Growth rates and age at adult size of loggerhead sea turtles (*Caretta caretta*) in the Mediterranean Sea, estimated through capture-mark-recapture records. *Sci Mar* 73:589-595
204. Casale P, Conte N, Freggi D, Cioni C, Argano R (2011) Age and growth determination by skeletochronology in loggerhead sea turtles (*Caretta caretta*) from the Mediterranean Sea. *Sci Mar* 75:197-203
205. Casale P, Mazaris AD, Freggi D (2011) Estimation of age at maturity of loggerhead sea turtles *Caretta caretta* in the Mediterranean using length-frequency data. *Endang Species Res* 13:123-129
206. Piovano S, Clusa M, Carreras C, Giacomina C, Pascual M, Cardona L (2011) Different growth rates between loggerhead sea turtles (*Caretta caretta*) of Mediterranean and Atlantic origin in the Mediterranean Sea. *Mar Biol* 158:2577-2587
207. Garofalo L, Mingozi T, Mico A, Novelletto A (2009) Loggerhead turtle (*Caretta caretta*) matriline in the Mediterranean: further evidence of genetic diversity and connectivity. *Mar Biol* 156:2085-2095
208. Garofalo L, Borg JJ, Carlini R, Mizzan L, Novarini N, Scillitani G, Novelletto A (2011) Genetic characterization of over hundred years old *Caretta caretta* specimens from Italian and Maltese museums. *Acta Herpetol* 6:27-34
209. Garofalo L, Zaccaroni A, Scaravelli D, Insacco G, Zangrilli MP, Novelletto A, Lorenzini R (2012) Morphology vs genetics: The hybrid origin of a sea turtle disproved by DNA. *Mediterranean Marine Science* 13:239-242
210. Garofalo L, Mastrogiacomo A, Casale P, Carlini R and others (2013) Genetic characterization of central Mediterranean stocks of the loggerhead turtle (*Caretta caretta*) using mitochondrial and nuclear markers, and conservation implications. *Aquat Conserv: Mar Freshw Ecosyst* 23:868-884
211. Novelletto A, Testa L, Iacovelli F, Blasi P, Garofalo L, Mingozi T, Falconi M (2016) Polymorphism in Mitochondrial Coding Regions of Mediterranean Loggerhead Turtles: Evolutionary Relevance and Structural Effects. *Physiol Biochem Zool* 89:473-486
212. Carreras C, Pont S, Maffucci F, Pascual M and others (2006) Genetic structuring of immature loggerhead sea turtles (*Caretta caretta*) in the Mediterranean Sea reflects water circulation patterns. *Mar Biol* 149:1269-1279
213. Maffucci F, Kooistra W, Bentivegna F (2006) Natal origin of loggerhead turtles, *Caretta caretta*, in the neritic habitat off the Italian coasts, Central Mediterranean. *Biol Conserv* 127:183-189
214. Clusa M, Carreras C, Pascual M, Gaughran SJ and others (2014) Fine-scale distribution of juvenile Atlantic and Mediterranean loggerhead turtles (*Caretta caretta*) in the Mediterranean Sea. *Mar Biol* 161:509-519
215. Casale P, Freggi D, Gratton P, Argano R, Oliverio M (2008) Mitochondrial DNA reveals regional and interregional importance of the central Mediterranean African shelf for loggerhead sea turtles (*Caretta caretta*). *Sci Mar* 72:541-548
216. Giovannotti M, Franzellitti S, Cerioni PN, Fabbri E and others (2010) Genetic characterization of loggerhead turtle (*Caretta caretta*) individuals stranded and caught as bycatch from the North-Central Adriatic Sea. *Amphib Reptil* 31:127-133
217. Bentivegna F (2002) Intra-Mediterranean migrations of loggerhead sea turtles (*Caretta caretta*) monitored by satellite telemetry. *Mar Biol* 141:795-800
218. Bentivegna F, Valentino F, Falco P, Zambianchi E, Hochscheid S (2007) The relationship between loggerhead turtle (*Caretta caretta*) movement patterns and Mediterranean currents. *Mar Biol* 151:1605-1614

219. Hochscheid S, Bentivegna F, Bradai MN, Hays GC (2007) Overwintering behaviour in sea turtles: dormancy is optional. *Mar Ecol-Prog Ser* 340:287-298
220. Hochscheid S, Bentivegna F, Hamza A, Hays GC (2010) When surfacers do not dive: multiple significance of extended surface times in marine turtles. *J Exp Biol* 213:1328-1337
221. Mencacci R, Ligas A, Meschini P, Luschi P (2011) Movements of three loggerhead sea turtles in Tuscany waters. *Atti Soc tosc Sci nat, Mem, Serie B* 118:117-120
222. Luschi P, Mencacci R, Vallini C, Ligas A, Lambardi P, Benvenuti S (2013) Long-term tracking of adult loggerhead turtles (*Caretta caretta*) in the Mediterranean Sea. *J Herpetol* 47:227-231
223. Mingozzi T, Mencacci R, Cerritelli G, Giunchi D, Luschi P (2016) Living between widely separated areas: Long-term monitoring of Mediterranean loggerhead turtles sheds light on cryptic aspects of females spatial ecology. *J Exp Mar Biol Ecol* 485:8-17
224. Casale P, Affronte M, Scaravelli D, Lazar B, Vallini C, Luschi P (2012) Foraging grounds, movement patterns and habitat connectivity of juvenile loggerhead turtles (*Caretta caretta*) tracked from the Adriatic Sea. *Mar Biol* 159:1527-1535
225. Casale P, Broderick AC, Freggi D, Mencacci R, Fuller WJ, Godley BJ, Luschi P (2012) Long-term residence of juvenile loggerhead turtles to foraging grounds: a potential conservation hotspot in the Mediterranean. *Aquat Conserv: Mar Freshw Ecosyst* 22:144-154
226. Casale P, Freggi D, Cinà A, Rocco M (2013) Spatio-temporal distribution and migration of adult male loggerhead sea turtles (*Caretta caretta*) in the Mediterranean Sea: further evidence of the importance of neritic habitats off North Africa. *Mar Biol* 160:703-718
227. Casale P, Simone G (2017) Seasonal residency of loggerhead turtles *Caretta caretta* tracked from the gulf of Manfredonia, South Adriatic. *Mediterranean Marine Science* 18:4-10
228. Casale P, Mazaris AD, Freggi D, Basso R, Argano R (2007) Survival probabilities of loggerhead sea turtles (*Caretta caretta*) estimated from capture-mark-recapture data in the Mediterranean Sea. *Sci Mar* 71:365-372
229. Casale P, Freggi D, Furi G, Vallini C and others (2015) Annual survival probabilities of juvenile loggerhead sea turtles indicate high anthropogenic impact on Mediterranean populations. *Aquat Conserv: Mar Freshw Ecosyst* 25:551-561
230. Casale P, Heppell SS (2016) How much sea turtle bycatch is too much? A stationary age distribution model for simulating population abundance and potential biological removal in the Mediterranean. *Endang Species Res* 29:239-254
231. Casale P, Abbate G, Freggi D, Conte N, Oliverio M, Argano R (2008) Foraging ecology of loggerhead sea turtles *Caretta caretta* in the central Mediterranean Sea: evidence for a relaxed life history model. *Mar Ecol-Prog Ser* 372:265-276
232. Argano R, Basso R, Cocco M, Gerosa G (1992) New data on loggerhead (*Caretta caretta*) movements within Mediterranean. *Boll Mus Ist Biol Univ Genova* 56-57:137-163.
233. Casale P, Freggi D, Basso R, Vallini C, Argano R (2007) A model of area fidelity, nomadism, and distribution patterns of loggerhead sea turtles (*Caretta caretta*) in the Mediterranean Sea. *Mar Biol* 152:1039-1049
234. Casale P, Freggi D, Dourdeville KM, Prescott R (2013) First evidence of migration by loggerhead sea turtles, *Caretta caretta*, from the eastern Mediterranean to North America. *Vie et Milieu* 63:93-96
235. Cambiè G, Caminas JA, Franquesa R, Mingozzi T (2010) Fishing activity and impacts along the main nesting area of loggerhead sea turtle *Caretta caretta* in Italy: overwhelming discrepancy with the official data. *Sci Mar* 74:275-285
236. Cambiè G, Muiño R, Freire J, Mingozzi T (2012) Effects of small (13/0) circle hooks on loggerhead sea turtle bycatch in a smallscale, italian pelagic longline fishery. *Bull Mar Sci* 88
237. Cambiè G, Muiño R, Mingozzi T, Freire J (2013) From surface to mid-water: Is the swordfish longline fishery "hitting rock bottom"? A case study in southern Italy. *Fish Res* 140:114-122
238. Cambiè G, Sánchez-Carnero N, Mingozzi T, Muiño R, Freire J (2013) Identifying and mapping local bycatch hotspots of loggerhead sea turtles using a GIS-based method: Implications for conservation. *Mar Biol* 160:653-665
239. Casale P, Cannavo G (2003) When a turtle is worth a hook. *Mar Turtle Newsl* 101:28

240. Casale P, Laurent L, De Metrio G (2004) Incidental capture of marine turtles by the Italian trawl fishery in the north Adriatic Sea. *Biol Conserv* 119:287-295
241. Casale P, Freggi D, Basso R, Argano R (2005) Interaction of the static net fishery with loggerhead sea turtles in the Mediterranean: Insights from mark-recapture data. *Herpetolog J* 15:201-203
242. Casale P, Cattarino L, Freggi D, Rocco M, Argano R (2007) Incidental catch of marine turtles by Italian trawlers and longliners in the central Mediterranean. *Aquat Conserv: Mar Freshw Ecosyst* 17:686-701
243. Casale P, Freggi D, Rocco M (2008) Mortality induced by drifting longline hooks and branchlines in loggerhead sea turtles, estimated through observation in captivity. *Aquat Conserv-Mar Freshw Ecosyst* 18:945-954
244. Casale P, Affronte M, Insacco G, Freggi D and others (2010) Sea turtle strandings reveal high anthropogenic mortality in Italian waters. *Aquat Conserv: Mar Freshw Ecosyst* 20:611-620
245. Casale P (2011) Sea turtle by-catch in the Mediterranean. *Fish Fish* 12:299-316
246. Lucchetti A, Pulcinella J, Angelini V, Pari S, Russo T, Cataudella S (2016) An interaction index to predict turtle bycatch in a Mediterranean bottom trawl fishery. *Ecological Indicators* 60:557-564
247. Lucchetti A, Vasapollo C, Virgili M (2017) An interview-based approach to assess sea turtle bycatch in Italian waters. *PeerJ* 2017
248. Lucchetti A, Vasapollo C, Virgili M (2017) Sea turtles bycatch in the Adriatic Sea set net fisheries and possible hot-spot identification. *Aquat Conserv: Mar Freshw Ecosyst*
249. Casale P (2010) Italy. In: Casale P, Margaritoulis D (eds) *Sea Turtles in the Mediterranean: Distribution, Threats and Conservation Priorities*. IUCN, Gland, Switzerland, p 135-148
250. Casale P, Freggi D, Paduano V, Oliverio M (2016) Biases and best approaches for assessing debris ingestion in sea turtles, with a case study in the Mediterranean. *Mar Pollut Bull* 110:238-249
251. Campani T, Bainsi M, Giannetti M, Cancelli F and others (2013) Presence of plastic debris in loggerhead turtle stranded along the Tuscany coasts of the Pelagos Sanctuary for Mediterranean Marine Mammals (Italy). *Mar Pollut Bull* 74:225-230
252. Camedda A, Marra S, Matiddi M, Massaro G and others (2014) Interaction between loggerhead sea turtles (*Caretta caretta*) and marine litter in Sardinia (Western Mediterranean Sea). *Mar Environ Res* 100:25-32
253. Blasi MF, Mattei D (2017) Seasonal encounter rate, life stages and main threats to the loggerhead sea turtle (*Caretta caretta*) in the Aeolian Archipelago (southern Tyrrhenian Sea). *Aquat Conserv: Mar Freshw Ecosyst*
254. Fortuna CM, Vallini C, Filidei E, Ruffino M and others (2010) By-catch of cetaceans and other species of conservation concern during pair trawl fishing operations in the Adriatic Sea (Italy). *Chem Ecol* 26:65-76
255. Blasi MF, Roscioni F, Mattei D (2016) Interaction of loggerhead turtles (*Caretta caretta*) with traditional fish aggregating devices (FADs) in the mediterranean sea. *Herpetol Conserv Biol* 11:386-401
256. Matiddi M, Hochscheid S, Camedda A, Bainsi M and others (2017) Loggerhead sea turtles (*Caretta caretta*): A target species for monitoring litter ingested by marine organisms in the Mediterranean Sea. *Environ Pollut* 230:199-209
257. Cammilleri G, Calvaruso E, Pantano L, Cascio GL and others (2017) Survey on the presence of non-dioxine-like PCBs (NDL-PCBs) in loggerhead turtles (*Caretta caretta*) stranded in south Mediterranean coasts (Sicily, Southern Italy). *Environ Toxicol Chem*
258. STORELLI MM, G. BARONE NS, MARCOTRIGIANO. GO (2006) Residue levels of DDTs and toxic evaluation of polychlorinated biphenyls (PCBs) in *Scyliorhinus canicula* liver from the Mediterranean Sea (Italy). *Marine Pollution Bulletin* 52, p 696-700.
259. Maffucci F, Caurant F, Bustamante P, Bentivegna F (2005) Trace element (Cd, Cu, Hg, Se, Zn) accumulation and tissue distribution in loggerhead turtles (*Caretta caretta*) from the Western Mediterranean Sea (southern Italy). *Chemosphere* 58:535-542

260. Franzellitti S, Locatelli C, Gerosa G, Vallini C, Fabbri E (2004) Heavy metals in tissues of loggerhead turtles (*Caretta caretta*) from the northwestern Adriatic Sea. *Comp Biochem Physiol C-Toxicol Pharmacol* 138:187-194
261. Storelli MM, Marcotrigiano GO (2000) Chlorobiphenyls, HCB, and organochlorine pesticides in some tissues of *Caretta caretta* (Linnaeus) specimens beached along the Adriatic Sea, Italy. *Bull Environ Contam Toxicol* 64:481-488
262. Storelli MM, Ceci E, Marcotrigiano GO (1998) Distribution of heavy metal residues in some tissues of *Caretta caretta* (Linnaeus) specimen beached along the Adriatic Sea (Italy). *Bull Environ Contam Toxicol* 60:546-552
263. Storelli MM, Zizzo N (2014) Occurrence of organochlorine contaminants (PCBs, PCDDs and PCDFs) and pathologic findings in loggerhead sea turtles, *Caretta caretta*, from the Adriatic Sea (Mediterranean Sea). *Sci Total Environ* 472:855-861
264. Storelli MM, Barone G, Marcotrigiano GO (2007) Polychlorinated biphenyls and other chlorinated organic contaminants in the tissues of Mediterranean loggerhead turtle *Caretta caretta*. *Sci Total Environ* 373:456-463
265. Storelli MM, Storelli A, D'Addabbo R, Marano C, Bruno R, Marcotrigiano GO (2005) Trace elements in loggerhead turtles (*Caretta caretta*) from the eastern Mediterranean Sea: overview and evaluation. *Environ Pollut* 135:163-170
266. Storelli MM, Marcotrigiano GO (2000) Total organic and inorganic arsenic from marine turtles (*Caretta caretta*) beached along the Italian coast (South Adriatic Sea). *Bull Environ Contam Toxicol* 65:732-739
267. Storelli MM, Ceci E, Marcotrigiano GO (1998) Comparison of total mercury, methylmercury, and selenium in muscle tissues and in the liver of *Stenella coeruleoalba* (Meyen) and *Caretta caretta* (Linnaeus). *Bull Environ Contam Toxicol* 61:541-547
268. Guerranti C, Ancora S, Bianchi N, Perra G and others (2013) Perfluorinated compounds in blood of *Caretta caretta* from the Mediterranean Sea. *Mar Pollut Bull* 73:98-101
269. Guerranti C, Baini M, Casini S, Focardi SE and others (2014) Pilot study on levels of chemical contaminants and porphyrins in *Caretta caretta* from the Mediterranean Sea. *Mar Environ Res*
270. Corsolini S, Aurigi S, Focardi S (2000) Presence of polychlorobiphenyls (PCBs) and coplanar congeners in the tissues of the Mediterranean loggerhead turtle *Caretta caretta*. *Mar Pollut Bull* 40:952-960
271. Fichi G, Cardeti G, Cersini A, Mancusi C, Guarducci M, Di Guardo G, Terracciano G (2016) Bacterial and viral pathogens detected in sea turtles stranded along the coast of Tuscany, Italy. *Vet Microbiol* 185:56-61
272. Nardini G, Florio D, Di Girolamo N, Gustinelli A and others (2014) Disseminated Mycobacteriosis in a stranded loggerhead sea turtle (*Caretta caretta*). *J Zoo Wildl Med* 45:357-360
273. Piovano S, Swimmer Y (2017) Effects of a hook ring on catch and bycatch in a Mediterranean swordfish longline fishery: small addition with potentially large consequences. *Aquat Conserv: Mar Freshw Ecosyst* 27:372-380
274. Piovano S, Basciano G, Swimmer Y, Giacoma C (2012) Evaluation of a bycatch reduction technology by fishermen: A case study from Sicily. *Marine Policy* 36:272-277
275. Piovano S, Swimmer Y, Giacoma C (2009) Are circle hooks effective in reducing incidental captures of loggerhead sea turtles in a Mediterranean longline fishery? *Aquat Conserv-Mar Freshw Ecosyst* 19:779-785
276. Mo G, Montalto F, Serangeli MT, Duprè E (2013) Linee guida per il recupero, soccorso, affidamento e gestione delle tartarughe marine ai fini della riabilitazione e per la manipolazione a scopi scientifici. ISPRA, MATTM, Roma
277. Deflorio M, Aprea A, Corriero A, Santamaria N, De Metrio G (2005) Incidental captures of sea turtles by swordfish and albacore longlines in the Ionian sea. *Fish Sci* 71:1010-1018
278. Bentivegna F, Ciampa M, Hochscheid S (2011) The presence of the green turtle, *Chelonia mydas*, in Italian coastal waters during the last two decades. *Mar Turtle Newsl* 131:41-46
279. Lazar B, Casale P, Tvrtkovic N, Kozul V, Tutman P, Glavic N (2004) The presence of the green sea turtle, *Chelonia mydas*, in the Adriatic Sea. *Herpetolog J* 14:143-147

-
280. Casale P, Nicolosi P, Freggi D, Turchetto M, Argano R (2003) Leatherback turtles (*Dermochelys coriacea*) in Italy and in the Mediterranean basin. *Herpetolog J* 13:135-139
281. D. Mattei, E. Veschetti, S. D'Ilio, M. F. Blasi. 2015. Mapping elements distribution in carapace of *Caretta caretta*: a pilot study, *Marine Pollution Bulletin* 06/2015; 98(1-2).
282. S. D'Ilio, D. Mattei, M.F. Blasi, A. Alimonti, S. Bogialli. 2011. The occurrence of chemical elements and POPs in loggerhead turtle (*Caretta caretta*): An overview. *Marine Pollution Bulletin* 62(8): 1606-1615, 2011.
283. Paolo Casale, Annette C. Broderick, Juan Antonio Camiñas, Luis Cardona, Carlos Carreras, Andreas Demetropoulos, Wayne J. Fuller, Brendan J. Godley, Sandra Hochscheid, Yakup Kaska, Bojan Lazar, Dimitris Margaritoulis, Aliko Panagopoulou, Alan F. Rees, Jesús Tomás, Oguz Turkozan. Mediterranean sea turtles: current knowledge and priorities for conservation and research. *Endangered Species Research*, accepted 04/05/18

MOROCCO

Mustapha Akssisou¹, Wafae Benhardouze¹, Manjula Tiwari²

¹ Department of Biology, Faculty of Science, PO Box 2121 Tetouan, 93002 Morocco.

² NOAA-NMFS, Southwest Fisheries Science Center, 8604 La Jolla Shores Drive, La Jolla, CA 92037, USA.

Authors only provided an Excel database for this report, but no updated text. More detailed information about this country can be found in the Med Turtle report published in 2010 (<http://iucn-mtsg.org/publications/med-report/>).

Table 1. Main biology and conservation aspects of sea turtle Regional Management Units (RMU) occurring in Morocco.

	RMU	CC-MED	Ref #	CM-MED	Ref #	DC-NW ATL	Ref #
Occurrence							
Nesting sites		N	4	N		N	
Pelagic foraging grounds		n/a		n/a		n/a	
Benthic foraging grounds		Y		n/a		n/a	
			1 to 5				
Key biological data							
Nests/yr: recent average (range of years)		N		N		N	
Nests/yr: recent order of magnitude		N		N		N	
Number of "major" sites (>20 nests/yr AND >10 nests/km yr)		N		N		N	
Number of "minor" sites (<20 nests/yr OR <10 nests/km yr)		N		N		N	
Nests/yr at "major" sites: recent average (range of years)		N		N		N	
Nests/yr at "minor" sites: recent average (range of years)		N		N		N	
Total length of nesting sites (km)		N		N		N	
Nesting females / yr		N		N		N	
Nests / female season (N)		N		N		N	
Female remigration interval (yrs) (N)		N		N		N	
Sex ratio: Hatchlings (F / Tot) (N)		N		N		N	
Sex ratio: Immatures (F / Tot) (N)		N		N		N	
Sex ratio: Adults (F / Tot) (N)		N		N		N	
Min adult size, CCL or SCL (cm)		N		N		N	
Age at maturity (yrs)		N		N		N	
Clutch size (n eggs) (N)		N		N		N	
Emergence success (hatchlings/egg) (N)		N		N		N	
Nesting success (Nests/ Tot emergence tracks) (N)		N		N		N	

Trends						
Recent trends (last 20 yrs) at nesting sites (range of years)	N		N		N	
Recent trends (last 20 yrs) at foraging grounds (range of years)	N		N		N	
Oldest documented abundance: nests/yr (range of years)	N		N		N	
Published studies						
Growth rates	N		N		N	
Genetics	N		N		N	
Stocks defined by genetic markers	N		N		N	
Remote tracking (satellite or other)	N		N		N	
Survival rates	N		N		N	
Population dynamics	N		N		N	
Foraging ecology (diet or isotopes)	N		N		N	
Capture-Mark-Recapture	N		N		N	
Threats						
Bycatch: presence of small scale / artisanal fisheries?	Y	1 to 5	N		Y	
Bycatch: presence of industrial fisheries?	Y		N		Y	
Bycatch: quantified?	Y	1 and 5	N		Y	
Take. Intentional killing or exploitation of turtles	some	7 and 8				
Take. Egg poaching	N					
Coastal Development. Nesting habitat degradation	N					
Coastal Development. Photopollution	N					
Coastal Development. Boat strikes	N					
Egg predation	N					

Pollution (debris, chemical)	Y				
Pathogens	N				
Climate change	N		N		N
Foraging habitat degradation	N		N		N
Other					
Long-term projects (>5yrs)					
Monitoring at nesting sites (period: range of years)	N		N		N
Number of index nesting sites	N		N		N
Monitoring at foraging sites (period: range of years)	N		N		N
Conservation					
Protection under national law	Y	6	Y		Y
Number of protected nesting sites (habitat preservation) (% nests)	N		N		N
Number of Marine Areas with mitigation of threats	N		N		N
N of long-term conservation projects (period: range of years)	N		N		N
In-situ nest protection (eg cages)	N		N		N
Hatcheries	N		N		N
Head-starting	N		N		N
By-catch: fishing gear modifications (eg, TED, circle hooks)	N		N		N
By-catch: onboard best practices	N		N		N
By-catch: spatio-temporal closures/reduction	N		N		N
Other	N		N		N

Table 2. The conventions signed by Morocco.

International Conventions	Signed	Binding	Compliance measured and reported	Species	Conservation actions	Relevance to sea turtles
Memorandum of Understanding concerning Conservation Measures for Marine Turtles of the Atlantic Coast of Africa	Y	Y	n/a	DC, EI, LO, CM, CC	Marine turtle monitoring program	Y
Convention on Biological Diversity	Y	Y	n/a	ALL	Marine turtle monitoring program	Y
Convention on Migratory Species (CMS)	Y	Y	n/a	ALL	Marine turtle monitoring program	Y
CITES	Y	Y	n/a	ALL	Marine turtle monitoring program	Y

References

- 1 Benhardouze, W., M. Aksissou and M. Tiwari. 2012. Incidental capture of sea turtles in the driftnet and longline fisheries in northwestern Morocco. *Fisheries Research*, 127-128: 125-132.
- 2 Aksissou, M., M. Tiwari, W. Benhardouze, and M.H. Godfrey. 2010. Sea turtles in Mediterranean Morocco. In Casale, P. and D. Margaritoulis (editors). *Sea Turtles in the Mediterranean: Distribution, Threats and Conservation Priorities*. IUCN/SSC Marine Turtle Specialist Group. <http://iucn-mtsg.org/publications/med-report/>
- 3 Benhardouze, W. 2004. Sea turtles *Caretta caretta*: interaction with fisheries, strandings and uses. Master dissertation, University Abdelmalek Essaadi, 98p.
- 4 Tiwari, M., Moumni, A., Chfiri, H., & El Habouz, H. 2000. A report on sea turtle nesting activity in the Kingdom of Morocco and Western Sahara. *B.C.G. Testudo* 5:71-77.
- 5 Wafae Benhardouze du Maroc, 2009. Statut et conservation des tortues marines au Maroc. Doctorat National, University Abdelmalek Essaadi.
- 6 Moumni, A. 1998. Rapport sur la mise en oeuvre au niveau national du plan d'action pour la conservation des tortues marines de Méditerranée. In: Réunion d'experts sur la mise en oeuvre du plan d'action pour la conservation des tortues marines de Méditerranée adoptée dans le cadre du PAM. UNEP (OCA)/MED WG. 145/4. 52 53 pp.
- 7 Benhardouze, W., M. Aksissou and M. Tiwari. 2013. Utilisation des tortues marines dans la région nord-ouest du Maroc: étude comparative entre deux périodes 2003-2004 et 2005-2007. *Bulletin Société Herpétologique de France*, 145-146: 113-126.
- 8 Benhardouze W, M. Tiwari, M. Aksissou, B. Viseux & M. H. Godfrey. 2004. Notes from preliminary market surveys in Morocco. *Marine Turtle Newsletter*, 104, 8-9. <http://www.seaturtle.org/mtn/archives/mtn104/mtn104p8.shtml>

SPAIN

Tomás, Jesús¹; Camiñas Juan Antonio²; Báez, José Carlos³; Carreras, Carlos⁴; Cardona, Luis⁵

¹ University of Valencia | UV · Instituto Cavanilles de Biodiversidad y Biología Evolutiva, Spain.

² Instituto Español de Oceanografía | IEO · Centro Oceanográfico de Málaga, Spain.

³ Instituto Español de Oceanografía | IEO · Centro Oceanográfico de Canarias, Spain

⁴ University of Barcelona, Department of Genetics, Microbiology and Statistics, Barcelona, Spain

⁵ University of Barcelona | UB · Department of Evolutionary Biology, Ecology and Environmental Sciences, Spain

1. RMU: Loggerhead Turtle (*Caretta caretta*) Mediterranean

1.1. Distribution, abundance, trends

1.1.1. Nesting sites

Sporadic nesting is found along the Spanish Mediterranean coast (Carreras *et al.* 2017). The detection of nesting events has been steadily increasing since the beginning of the XXI century and has been associated using genetic markers to colonisation events of the Mediterranean and Northwestern Atlantic RMUs (Carreras *et al.* 2017). Since 2014, 6-7 nesting records/attempts are reported every year in the Spain's Mediterranean coast (Marco *et al.* 2018).

1.1.2. Marine areas

All size classes of loggerhead sea turtle are very common throughout the Spanish Mediterranean and the Atlantic adjoining waters. These areas are inhabited by turtles from three different RMUs as detected using genetic markers (Carreras *et al.* 2006, 2011, Clusa *et al.* 2014, Monzón-Argüello *et al.* 2009). Turtles from the Mediterranean RMU are the most abundant in the north Mediterranean coast up to the Ibiza channel, although may be found also in the remaining Spanish Mediterranean waters, and some individuals of Mediterranean origin have been detected crossing the Straits of Gibraltar (Revelles *et al.* 2007a). Despite the admixture of loggerhead turtles from different origin, Atlantic and Mediterranean RMUs remain isolated (Carreras *et al.* 2011). Turtles from Mediterranean RMU are thought to arrive to Spain through the Messina channel and following the Liguro Provençal current (Carreras *et al.* 2006, Clusa *et al.* 2014).

1.2. Other biological data

Feeding ecology of the loggerhead turtle has been studied in the Spanish Mediterranean, showing the importance of pelagic jellyfish, fish baits and fisheries bycatch in the diet of the species in the area (Tomás *et al.* 2001, Revelles *et al.* 2007b, Báez *et al.* 2012, Cardona *et al.* 2012)

1.3. Threats

1.3.1. Nesting sites

The Mediterranean Spanish coast is heavily affected by tourism and coastal development. Thus, it should be considered as a potential threat to the sporadic nesting events and included in regional management plans to prevent its impact on the ongoing colonization of the beaches by the loggerhead turtles.

1.3.2. Marine areas

Bycatch is dependent of active fleets and fix structures, as tuna traps. GFCM adopted the Recommendation GFCM/35/2011/4 to reduce turtle's bycatch (FAO, 2016).

Fisheries are considered primary threats for marine turtles. According to Baéz *et al.* (2013), the main fishing gears affecting loggerhead sea turtles in Spanish Mediterranean waters include the suite of surface longline targeting albacore (*Thunnus alalunga*), bluefin tuna (*Thunnus thynnus*) and swordfish (*Xyphias gladius*). Baez *et al.* (2013) reported differences in the gear type used that have an effect on catch rates and size selectivity. Thus, surface longliners targeting albacore (LLALB) using smaller hooks tend to capture smaller loggerheads but have the highest by-catch per unit of effort

(BPUE), whereas other longlines, such as surface longliners targeting bluefin tuna (LLJAP) and traditional surface longliners targeting swordfish (LLHB), using larger hooks tend to select the larger animals; moreover, LLHB had the lowest BPUE.

Main bycatch occurs in an area around Balearic Islands and in waters north Gata Cape (Fig. 1)

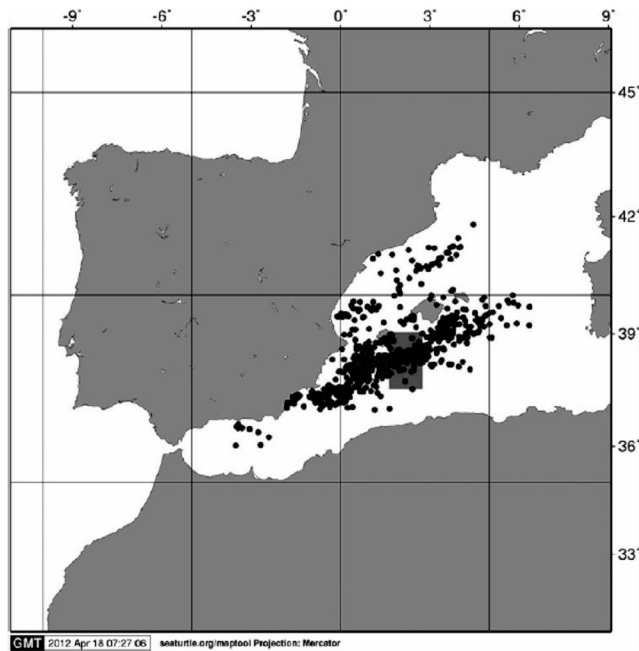


Fig.1. Observed set with positive bycatch of sea turtles in Spanish surface longline (In Báez et al., 2013)

Báez et al. (2013) also observed that LLALB and LLAM presented the highest sea-turtle by-catch rates (BPUE), whereas LLHB presented the lowest. The mean SCL for by-caught turtles across all fleets was 49 cm (N ¼ 697) (Table 1). This result could be due to the dynamics of the fleet, given that LLALB, LLAM and LLJAP are used in spring and summer, whereas LLHB is used throughout the year.

Table1. Total turtles bycatch observed (Turtles) and catch rate (BPUE) per gear in the Spanish surface longline fishery (In Báez et al., 2013). See main text for gear type descriptions.

Gear type	Hooks	Turtles	BPUE	SCLMin.	SCLMax.	SCL mean	SD
LLAM	123	110	0,894	37	69	56	80,75
LLALB	1037	1030	0.992	17	64	33	79,00
LLHB	4251	2096	0.493	29	71	50	80,22
LLJAP	548	410	0.763	33	72	54	75,60

An aspect to consider concerning current marine turtles bycatch rates in these fleets is the use of a mesopelagic LL targeting swordfish introduced in Spain in 2006 (Garcia Barcelona et al., 2010) reducing turtle's bycatch to figures near zero (Tomás et al. 2008, Alvarez de Quevedo et al., 2013; Báez et al., 2009). Báez et al. (2018) described recently this significant reduction in longline bycatch of loggerhead sea turtle in the Western Mediterranean over the period 2000-2016 (SCRS/P/2018/32), particularly after 2006, probably due to changes in the surface longline fishing strategy. The overall mortality rate of turtles bycaught by Spanish longliners operating in the Mediterranean ranges 0.321-0.378 (Álvarez de Quevedo et al. 2013).

Concerning other fishing gears, Doménech et al. (2015) provided bycatch estimates in bottom trawls targeting commercial multi species through interviews to fishermen, and also few studies refers to incidence of artisanal gears near a marine protected area (Gata Cape MPA) (Lozano et al., 2011).

Although most of the incidental captures and CPUE data in western Mediterranean sea come from the IEO scientific observer's onboard surface longline vessels, Baez et al. (2017) reported adult loggerhead turtles bycaught in Alboran Sea on longlines from May to August. Adults were stranded in the eastern and western areas of the Strait of Gibraltar throughout the year. In the Alboran Sea

(Mediterranean), strandings mainly occurred in June and July. The probability of catching a mature loggerhead increases during June and July south of the Balearic Islands.

Marine debris has been described also as a potential threat for loggerhead turtles in the Spanish Mediterranean (Tomás et al. 2002). Ongoing projects at European and Mediterranean levels are evaluating the current impact of this threat on the species in the area and its use as bioindicator.

2. RMU: Loggerhead Turtle (*Caretta caretta*) Northwestern Atlantic

2.1. Distribution, abundance, trends

2.1.1. Nesting sites

As commented in section 1.1.1., sporadic nesting is found along the Spanish Mediterranean coast (Carreras *et al.* 2017). These nesting events have been associated using genetic markers to colonisation events, with an important contribution of adult turtles from the Northwestern Atlantic RMU (Carreras *et al.* 2017).

2.1.2. Marine areas

All size classes of loggerhead sea turtle are very common throughout the Spanish Mediterranean and the Atlantic adjoining waters. These areas are inhabited by three different RMUs as detected using genetic markers (Carreras *et al.* 2006, 2011, Clusa *et al.* 2014, Monzón-Argüello *et al.* 2009). Turtles from the Northwestern Atlantic RMU are the most abundant in the south Mediterranean coast up to the Ibiza channel, and in the Canary Islands (Carreras *et al.* 2006, 2011, Clusa *et al.* 2014, Monzón-Argüello *et al.* 2009), although they can be found at lower frequency on north Mediterranean Spanish waters. Despite the admixture of loggerhead turtles from different origin, Atlantic and Mediterranean RMUs remain isolated (Carreras *et al.* 2011). Turtles from Northwestern RMU are thought to arrive to Spain following the Gulf Current (Monzón-Argüello *et al.* 2009) and enter the Mediterranean through the Straits of Gibraltar where they have to stay until they reach a certain size (Revelles *et al.* 2007a).

2.2. Other biological data

2.3. Threats

Due to the admixture of loggerhead turtles from different origin, Atlantic and Mediterranean RMUs in the western Mediterranean, including loggerhead turtles from the Northwestern Atlantic RMU (Carreras *et al.* 2011, Clusa *et al.* 2014), the threats described in section 1.3 are applicable also for this RMU in the area. Vulnerability to fishing gears did not differ between loggerhead turtles of different RMU sharing the same foraging ground (Clusa *et al.* 2016).

3. RMU: Loggerhead Turtle (*Caretta caretta*) Northeastern Atlantic

3.1. Distribution, abundance, trends

3.1.1. Nesting sites

There is no evidence that any of the sporadic nesting events of Spanish Mediterranean coasts is associated to the Northeastern Atlantic RMU (Carreras *et al.* 2017) but this should be re-examined in the future with genetic markers of better resolution. A project started in 2004 consisted in the translocation of threatened clutches from Cape Verde to beaches of Andalucía (south Spain) and for a program of artificial incubation, with successful hatching and release of about 300 post-hatchlings in the Alboran sea (Báez and Bellido 2015).

3.1.2. Marine areas

All size classes of the loggerhead sea turtle are very common throughout the Spanish Mediterranean and the Atlantic adjoining waters, but juveniles 40-60 cm CCL prevail. As said before, these areas are inhabited by three different RMUs as detected using genetic markers (Carreras *et al.* 2006, 2011, Clusa *et al.* 2014, Monzón-Argüello *et al.* 2009). Turtles from the Northeastern Atlantic RMU have been detected by mixed stock analysis at low frequencies (<10%) in the south Mediterranean coast up to the Ibiza channel, and in the Canary Islands (Carreras *et al.* 2006, Clusa *et al.* 2014, Monzón-Argüello *et al.* 2009). This low frequent presence has been confirmed by the presence of exclusive haplotypes from this RMU (Carreras *et al.* 2011, Clusa *et al.* 2014). The

presence of loggerheads from the Northeastern RMU north to its distribution range in the subtropical Atlantic has been associated to extreme storm events, as particle dispersal modeling alone did not explain this distribution, and thus reach Spanish waters (Monzón-Argüello *et al.* 2012)

3.2. Other biological data

Not available

3.3. Threats

3.3.1. Nesting sites

The Mediterranean Spanish coast is heavily affected by tourism and coastal development. Despite no contribution of turtles from this RMU has been detected yet in the sporadic nesting activity in the Spanish Mediterranean (Carreras *et al.* 2018), the threats describes in section 1.3.1 should be considered here in the case of future sporadic nesting events in Spain's coasts by Northeastern Atlantic loggerhead turtles, as part of the described colonization process, and included in regional management plans to prevent its impact on the ongoing colonization of the beaches by the loggerhead turtles.

3.3.2. Marine areas

Due to the admixture of loggerhead turtles from different origin, Atlantic and Mediterranean RMUs in the western Mediterranean, including loggerhead turtles from the Northeastern Atlantic RMU (Carreras *et al.* 2011, Clusa *et al.* 2014), the threats described in section 1.3 are applicable also for this RMU in the area. Special attention deserves fisheries bycatch, with bigger impact in the south-western Mediterranean, where turtles of this RMU have been detected (Clusa *et al.* 2014).

4. RMU: Green turtle (*Chelonia mydas*) East Atlantic

4.1. Distribution, abundance, trends

4.1.1. Nesting sites

No nesting activity of the species has been recorded yet either in the Iberian Spanish coasts or in the Canary Islands.

4.1.2. Marine areas

Juvenile green turtles have been found at low frequencies in all the Spanish coasts, including the Mediterranean and the Atlantic coasts of the Iberian Peninsula and the Canary Islands (Carreras *et al.* 2014, Monzon *et al.* 2017). The genetic analysis of several animals found in the Mediterranean and Canary Islands indicated that green turtles found in the Spanish coasts, even in the Mediterranean side, come from Atlantic populations, potentially including Aves, Suriname and the populations in Africa (Carreras *et al.* 2014, Monzon-Argüello *et al.* 2017). On the contrary, no genetic evidence was found indicating the presence of individuals from Mediterranean green turtle nesting populations, thus suggesting that the Atlantic individuals do not share foraging areas with the Mediterranean individuals.

4.2. Other biological data

4.3. Threats

4.3.1. Nesting sites

Not applicable

4.3.2. Marine areas

The loggerhead turtle in Atlantic and Mediterranean waters is heavily impacted by different fishing activities (see sections 1.3). Due to the limited records of green turtles, there is little evidence of fisheries interaction with this species. However, the species is known to interact with the same type of fishing gears in other parts of the world. For instance, García Barcelona *et al.* (2017) reported, for the first time in the Spanish fishing fleet, the incidental capture of specimens of *C. mydas* by surface longline fishery targeting albacore tuna (*Thunnus alalunga*) in waters south of the island of Crete (Greece). In fact, most of the green turtles reported in Mainland Spain arrived to rescue centres due to human interaction (Carreras *et al.* 2014, Monzon-Argüello *et al.* 2018), so probably they are also impacted by the same threats than the loggerhead sea turtle in the area. Furthermore, there are

indications of human related supplemental feeding in the Canary Islands that may increase the probability of anthropogenic interaction by boat collision or fisheries bycatch in this area (Monzon-Argüello et al 2018).

5. RMU: Green turtle (*Chelonia mydas*) Atlantic South Caribbean

5.1. Distribution, abundance, trends

5.1.1. Nesting sites

No nesting activity of the species has been recorded yet either in the Iberian Spanish coasts or in the Canary Islands.

5.1.2. Marine areas

As said in section 4.1.2, juvenile green turtles have been found at low frequencies in all the Spanish coasts, including the Mediterranean and the Atlantic coasts of the Iberian Peninsula and the Canary Islands (Carreras *et al.* 2014, Monzon et al 2017). The genetic analysis of several animals found in the Mediterranean and Canary Islands indicated that the green turtles found in Spanish coasts come from Atlantic populations, potentially including Aves and Suriname, both included in this RMU (Carreras *et al.* 2014, Monzon-Argüello et al 2017).

5.2. Other biological data

5.3. Threats

5.3.1. Nesting sites N/A

5.3.2. Marine areas

See section 4.1.2 and 4.3.2.

6. RMU: Kemp's ridley (*Lepidochelys kempii*) Atlantic

6.1. Distribution, abundance, trends

6.1.1. Nesting sites

No nesting activity of the species has been recorded yet either in the Iberian Spanish coasts or in the Canary Islands.

6.1.2. Marine areas

Juvenile Kemp's Ridley turtles have been found at very low frequencies in the Mediterranean and the Atlantic coasts of the Iberian Peninsula (Carreras *et al.* 2014 and references therein). The genetic analysis of three animals found in the Mediterranean revealed the presence of the D haplotype, found on western Atlantic nesting beaches and a new haplotype, matching a partial sequence from Rancho Nuevo, Mexico (Tomás and Raga 2007, Carreras *et al.* 2014).

6.2. Other biological data

6.3. Threats

6.3.1. Nesting sites

6.3.2. Marine areas

Due to the limited records of Kemp's ridley turtles, there is little evidence of interaction also with this species. However, the species is known to interact with the same type of fishing gears in other parts of the world, and most of the animals reported arrived to rescue centres due to human interaction (Tomás and Raga 2007, Carreras et al. 2014 and references therein) so probably they are also impacted by the same threats than the loggerhead sea turtle in the area.

7. RMU: Olive ridley (*Lepidochelys olivacea*) Atlantic East or Atlantic West

7.1. Distribution, abundance, trends

7.1.1. Nesting sites N/A

7.1.2. Marine areas

A single record of an olive ridley female has been found in the Spanish Mediterranean coast, confirmed by genetic and biometric analyses (Revuelta et al. 2015). As the individual presented the common haplotype F, it was not possible to determine the exact RMU of origin of the animal. Up to date, this is the single confirmed record of the species in the Mediterranean and few records based only in morphological identification in the Canary Islands (Revuelta et al. 2015 and references therein).

8. RMU: Leatherback turtle (*Dermochelys coriacea*) Atlantic NorthWest

8.1. Distribution, abundance, trends

8.1.1. Nesting sites

No nesting activity of the species has been recorded yet either in the Iberian Spanish coasts or in the Canary Islands.

8.1.2. Marine areas

This seems to be the second most frequent species in the Spanish waters, although most of the information is based on stranding or fisheries bycatch records. In the Spanish Atlantic there are reports from the whole northern coast and Andalucía Atlantic coasts (Southwest Spain) (Marco et al. 2014a). The presence of the species is well documented in the Mediterranean and particularly in the Mediterranean Spanish coast (Casale et al. 2003, Tomás et al. 2008, Marco et al. 2014a and references therein).

8.2. Other biological data

8.3. Threats

8.3.1. Nesting sites N/A

8.3.2. Marine areas

Fisheries interaction is the main threat for the species in the Spanish waters. Most of the stranding records are related to entanglement or fisheries bycatch (Casale et al. 2003, Tomás et al. 2008, references in Marco et al. 2014a).

9. RMU: Hawksbill turtle (*Eretmochelys imbricata*) Southwest Indian

9.1. Distribution, abundance, trends

9.1.1. Nesting sites N/A

9.1.2. Marine areas

Presence of hawksbill turtle in the Spanish waters is very rare, and probably the few records correspond to traveling individuals. To date there are only 7 records of the species, all them in

Atlantic waters: 5 in Galicia (Northwest Spain), one in Huelva (Southwest Spain) and one in Lanzarote (Cannary Islands) (see references in Marco et al. 2014b).

Table 1. Main biology and conservation aspects of sea turtle Regional Management Units (RMU) occurring in Spain.

	<i>C. caretta</i>		<i>C. mydas</i>		<i>L. kempii</i>		<i>L. olivacea</i>		<i>D. coriacea</i>		<i>E. imbricata</i>	
RMU	Atlantic, Northeast/Atlantic, Northwest/Mediterranean	Ref #	Atlantic, East/Atlantic, South Caribbean/Atlantic South Central	Ref #	Atlantic	Ref #	Atlantic, East or Atlantic East	Ref #	Atlantic, Northwest/ SE Indian	Ref #	DC-NW Atlantic/ SE INDIA	Ref #
Occurrence												
Nesting sites	Y	18, 32, 51, 54	N		N		N		N			
Pelagic foraging grounds	Y	2,4,9,10,11,13,15,26,28,40,42	Y	36	Y	36	Y	37	Y	38		
Benthic foraging grounds	Y	2,14,15,25,29	N		N		N		N			
Key biological data												
Nests/yr: recent average (range of years)	1-3/yr (2014-2017)	18, 32, 46	N		N		N		N		N	
Nests/yr: recent order of magnitude	sporadic nesting	18, 32, 46	N		N		N		N		N	
Number of "major" sites (>20 nests/yr AND >10 nests/km yr)	N		N		N		N		N		N	
Number of "minor" sites (<20 nests/yr OR <10 nests/km yr)	sporadic nesting	18, 32, 46, 51	N		N		N		N		N	
Nests/yr at "major" sites: recent average (range of years)												

Nests/yr at "minor" sites: recent average (range of years)												
Total length of nesting sites (km)	N		N		N		N		N		N	
Nesting females / yr	1-2	18, 32, 46	N		N		N		N		N	
Nests / female season (N)	N		N		N		N		N		N	
Female remigration interval (yrs) (N)	N		N		N		N		N		N	
Sex ratio: Hatchlings (F / Tot) (N)	N		N		N		N		N		N	
Sex ratio: Immatures (F / Tot) (N)	N		N		N		N		N		N	
Sex ratio: Adults (F / Tot) (N)	N		N		N		N		N		N	
Min adult size, CCL or SCL (cm)	N		N		N		N		N		N	
Age at maturity (yrs)	N		N		N		N		N		N	
Clutch size (n eggs) (N)	Y	46	N		N		N		N		N	
Emergence success (hatchlings/egg) (N)	N		N		N		N		N		N	
Nesting success (Nests/ Tot emergence tracks) (N)	N		N		N		N		N		N	
Trends												
Recent trends (last 20 yrs) at nesting sites (range of years)	N		N		N		N		N		N	
Recent trends (last 20 yrs) at foraging grounds (range of years)	Y	47	N		N		N		N		N	
Oldest documented abundance: nests/yr (range of	N		N		N		N		N		N	

years)												
Published studies												
Growth rates			N		N		N		N		N	
Genetics	Y	10,17,18,19,23,41	Y	36	Y	36	Y	37	N		N	
Stocks defined by genetic markers	Y	10,17,18,19,22,23,42	N		N		N		N		N	
Remote tracking (satellite or other)	Y	3,10,11,13,21,26,28,29,40,42	N		N		N		N		N	
Survival rates	Y	3,14	N		N		N		N		N	
Population dynamics	N		N		N		N		N		N	
Foraging ecology (diet or isotopes)	Y	4,9,12,36,38,39,44	Y	39	N		N		N		N	
Capture-Mark-Recapture	Y	33,37	N		N		N		N		N	
Threats												
Bycatch: presence of small scale / artisanal fisheries?	Y (PLL; SN)	2,5,6,14,15,30,48,49,52	Y (PLL)	27	Y	16,45,50	N		N		N	
Bycatch: presence of industrial fisheries?	Y	2,3,5,8,14,15,25	N	5,8	Y	5,8	Y	5,8	Y	5,8	Y	5,8
Bycatch: quantified?	Y, 6060 (Mean PLL); 500 (BT)	2,3,15,35	Y	8	Y	8	Y	8	Y	8	Y	8
Take. Intentional killing or exploitation of turtles	N		N		N		N		N		N	
Take. Egg poaching	N		N		N		N		N		N	
Coastal Development. Nesting habitat degradation	N		N		N		N		N		N	
Coastal Development.	N		N		N		N		N		N	

Photopollution												
Coastal Development. Boat strikes	Y	52	N		N		N		N		N	
Egg predation	N		N		N		N		N		N	
Pollution (debris, chemical)	Y	35,53	N		N		N		N		N	
Pathogens	Y	24	N		N		N		N		N	
Climate change	N		N		N		N		N		N	
Foraging habitat degradation	N		N		N		N		N		N	
Other	N		N		N		N		N		N	
Long-term projects (>5yrs)												
Monitoring at nesting sites (period: range of years)	N		N		N		N		N		N	
Number of index nesting sites	N		N		N		N		N		N	
Monitoring at foraging sites (period: range of years)	Y	47										
Conservation												
Protection under national law	Y		Y		Y		Y		Y		Y	
Number of protected nesting sites (habitat preservation) (% nests)	N		N		N		N		N		N	
Number of Marine Areas with mitigation of threats	N		N		N		N		N		N	
N of long-term conservation projects (period: range of years)	N		N		N		N		N		N	
In-situ nest protection (egg cages)	N		N		N		N		N		N	
Hatcheries/clutch relocation	Y	45	N		N		N		N		N	
Head-starting	Y	23, 45	N		N		N		N		N	

By-catch: fishing gear modifications (eg, TED, circle hooks)	Y	6,30	Y	30	Y	30	Y	30	Y	30	Y	30
By-catch: onboard best practices	Y	30	Y	30	Y	30	Y	30	Y	30	Y	30
By-catch: spatio-temporal closures/reduction	N		N		N		N		N		N	
Other	N		N		N		N		N		N	

Table 2. The conventions signed by Spain.

International Conventions	Signed	Binding	Compliance measured and reported	Species	Conservation actions	Relevance to sea turtles
ICCAT	Y	Y	Y	All		
GFCM	Y	Y	Y	All		

References provided in the text

- Álvarez de Quevedo I, San Félix M, Cardona L. 2013. Mortality rates in by-caught loggerhead turtle *Caretta caretta* in the Mediterranean Sea and implications for the Atlantic populations. *Marine ecology. Progress series*, 489, 225-234.
- Báez JC, Bellido JJ. 2015. La tortuga boba en el Mediterráneo occidental. *Quercus* (349): 36-40.
- Báez JC, Rea R, Camiñas JA, Torreblanca D, García-Soto C. 2009. Analysis of swordfish catches and by-catches in artisanal longline fisheries in the Alboran Sea (western Mediterranean Sea) during the summer season. *Marine Biodiversity Records*, 2, e157.
- Báez JC, García-Barcelona S, Rueda JL, Macías D. 2012. Nuevas aportaciones a la ecología trófica de *Caretta caretta*. *Bol Asc Herpeto Esp* 23: 33-36.
- Báez JC, Macías D, Camiñas JA, de Urbina JMO, García-Barcelona S, Bellido JJ, Real R. 2013. By-catch frequency and size differentiation in loggerhead turtles as a function of surface longline gear type in the western Mediterranean Sea. *Journal of the Marine Biological Association of the United Kingdom*, 93(5), 1423-1427.
- Báez JC, Macías D, Bellido JJ, Caminas JA. 2017. Differential temporal and spatial distribution of adult Loggerhead sea turtles from Gulf of Cadiz to western Mediterranean Sea. *VIE ET MILIEU-LIFE AND ENVIRONMENT*, 67(1), 1-5.
- Báez JC, García-Barcelona S, Camiñas JA, Macías D. 2018. Longline bycatch of loggerhead sea turtle in the Western Mediterranean (2000-2016). Work-document showed during the Sub-Committee on Ecosystems, Standing Committee on Research and Statistics (SCRS) of ICCAT, SCRS/P/2018/32. Madrid 04-08 June, 2018.
- Cardona L, Álvarez de Quevedo I, Borrell A, Aguilar A. 2012. Massive consumption of gelatinous plankton by Mediterranean apex predators. *PlosOne* 7(3): e31329.
- Carreras C, Monzón-Argüello C, Cardona L, Marco A, López-Jurado LF, Calabuig P, Bellido JJ, Castillo JJ, Sánchez P, Medina P, Tomás J, Gozalbes P, Fernández G, Marco A, Cardona L (2014) Origin and dispersal routes of foreign green and Kemp's ridley turtles in Spanish Atlantic and Mediterranean waters. *Amphibia Reptilia*. 35(1) 73-86
- Carreras C, Pascual M, Cardona L, Marco A, Bellido JJ, Castillo JJ, Tomás J, Raga JA, San Félix M, Fernández G, Aguilar A. 2011. Living together but remaining apart: Atlantic and Mediterranean loggerhead sea turtles (*Caretta caretta*) in shared feeding grounds. *Journal of Heredity* 102: 666-677.
- Carreras C, Pont S, Maffucci F, Pascual M, Barceló A, Bentivegna F, Cardona L, Alegre F, San Félix M, Fernández G, Aguilar A. 2006. Genetic structuring of immature loggerhead sea turtles (*Caretta caretta*) in the Mediterranean sea reflects water circulation patterns. *Marine Biology*, 149: 1269-1279.
- Carreras C, Pascual M, Tomás J, Marco A, Hochscheid S, Bellido J, Gozalbes P, Parga M, Piovano S, Cardona L. 2018. Sporadic nesting reveals long distance colonisation in the philopatric loggerhead sea turtle (*Caretta caretta*). *Scientific Reports*, in press.
- Casale P, Nicolosi P, Freggi D, Turchetto M, Argano R (2003) Leatherback turtles (*Dermochelys coriacea*) in Italy and in the Mediterranean basin. *HERPETOLOGICAL JOURNAL*, Vol. 13, pp. 135-139.
- Clusa M, Carreras C, Pascual M, Gaughram SJ, Piovano S., Giacomina C, Fernández G, Levy Y, Tomás J, Raga JA, Maffucci, F, Hochscheid S, Aguilar A, Cardona L. 2014. Fine-scale distribution of juvenile Atlantic and Mediterranean loggerhead turtles (*Caretta caretta*) in the Mediterranean Sea. *Marine Biology* 161: 509-519.
- Clusa M, Carreras C, Pascual M, Gaughram S, Piovano S, Avolio D, Ollano G, Fernández G, Tomás J, Raga JA, Aguilar A, Cardona L. 2016. Potential bycatch impact on distinct sea turtle populations is

dependent on fishing ground rather than gear type in the Mediterranean Sea. *Marine Biology* 163: 1-10.

FAO. 2016. The State of Mediterranean and Black Sea Fisheries. General Fisheries Commission for the Mediterranean. Rome, Italy.

García Barcelona S, Camiñas JA, Báez JC. 2017. "Primer registro de captura incidental de tres ejemplares de tortuga verde ("*Chelonia mydas*") por un barco español de palangre de superficie en el Mediterráneo oriental: la importancia del contacto continuado con el sector pesquero." *Boletín de la Asociación Herpetológica Española* 28.1 (2017): 80-82.

Lozano M, Baro J, García T, Frías A, Rey A, Báez JC. 2011. Loggerhead sea turtle bycatch data in artisanal fisheries within a marine protected area: fishermen surveys *versus* scientific observations. *Animal Biodiversity and Conservation*, 34.1: 31–34.

Marco A, Patiño-Martínez J, Ikarán M, López-Jurado LF. 2014a. *Dermochelys coriacea* (Linnaeus, 1766). In: Reptiles, 2ª edición, revisada y aumentada. Salvador A. (Coordinador). Fauna Ibérica, vol. 10. Ramos, M.A. (Eds.). Museo Nacional de Ciencias Naturales. CSIC. Madrid. 705 pp. .

Marco A, Tomás J, Revuelta O, López-Jurado LF. 2014b. *Eretmochelys imbricata* (Linnaeus, 1766). In: Reptiles, 2ª edición, revisada y aumentada. Salvador A. (Coordinador). Fauna Ibérica, vol. 10. Ramos, M.A. (Eds.). Museo Nacional de Ciencias Naturales. CSIC. Madrid. 705 pp..

Marco A, Abella E, Revuelta O, Tomás J 2018. La nidificación de tortugas marinas en España. *Quercus* 388: 25-32.

Monzón-Argüello C, Cardona L, Calabuig P, Camacho M, Crespo-Picazo JL, García-Párraga D, Mayans S, Luzardo OP, Orós J, Varo-Cruz N. 2018. Supplemental feeding and other anthropogenic threats to green turtles (*Chelonia mydas*) in the Canary Islands. *Science of the Total Environment*

Monzón-Argüello C, Rico C, Carreras C, Calabuig P, Marco A, López-Jurado LF 2009. Variation in spatial distribution of juvenile loggerhead turtles in the eastern Atlantic and Western Mediterranean Sea. *Journal of Experimental Marine Biology and Ecology* 373: 79-89.

Revelles M, Carreras C, Cardona L, Marco A, Bentivegna F, Castillo JJ, de Martino G, Mons JL, Smith MB, Rico C, Pascual M, Aguilar A. 2007a. Evidence for an asymmetric size exchange of loggerhead sea turtles between the Mediterranean and the Atlantic through the Straits of Gibraltar. *Journal of Experimental Marine Biology and Ecology* 349: 261-271.

Revelles M, Cardona L, Aguilar A, Fernández G. 2007b. The diet of pelagic loggerhead sea turtles *Caretta caretta* off the Balearic archipelago (western Mediterranean): relevance of long-line baits. *Journal of the Marine Biological Association of the UK* 87: 805-813.

Revuelta O, Carreras C, Domènech F, Gozalbes P, Tomás J. 2015. First report of an olive ridley (*Lepidochelys olivacea*) inside the Mediterranean Sea. *Mediterranean Marine Science*. 16/2 346-351

Tomás J, Raga JA. 2007. Occurrence of Kemp's ridley sea turtle (*Lepidochelys kempii*) in the Mediterranean. *Marine Biodiversity Records* 2008, Vol.1; e58.

Tomás J, Guitart R, Mateo R, Raga JA. 2002. Marine debris ingestion in loggerhead sea turtles, *Caretta caretta*, from the Western Mediterranean. *Marine Pollution Bulletin* 44: 211-216.

Tomás J, Gozalbes P, Raga JA, Godley BJ. 2008. Bycatch of loggerhead sea turtles: insights from 14 years of stranding data. *Endangered Species Research* 5(2-3): 161-169.

References provided in the Tables

1 Abalo-Morla S, Tomás J, Marco A, Marco V, Revuelta O, Crespo JL, Belda EJ. (2017). Long dispersal and large home ranges of loggerhead sea turtle post-hatchlings in the Mediterranean basin. The 6th International Bio-logging Science Symposium, Konstanz, Alemania,

- 2 Álvarez de Quevedo I, Cardona L, de Haro A, Publill E, Aguilar A. 2010. Sources of bycatch of loggerhead sea turtles in the western Mediterranean other than drifting longlines. *ICES Journal of Marine Research* 67: 677-685.
- 3 Álvarez de Quevedo I, San Félix M, Cardona L. 2013. Mortality rates in by-caught loggerhead turtle *Caretta caretta* in the Mediterranean Sea and implications for the Atlantic populations. *Marine Ecology Progress Series* 489: 225-234.
- 4 Báez JC, García-Barcelona S, Rueda JL, Macías D. 2012. Nuevas aportaciones a la ecología trófica de *Caretta caretta*. *Bol Asc Herpeto Esp* 23: 33-36.
- 5 Báez JC, Pascual-Alayón P, Ramos ML, Abascal FJ. 2017. North Atlantic Oscillation leads to the differential interannual pattern distribution of sea turtles from tropical Atlantic Ocean. *SCRS/2017/150*. Fecha: 10-14/07/2017. Reunión intersesiones del Subcomité de ecosistemas.
- 6 Báez JC, Real R, Camiñas JA, Torreblanca D, García-Soto C. 2009. Analysis of swordfish catches and by-catches in artisanal longline fisheries in the Alboran Sea (Western Mediterranean Sea) during the summer season. *Marine Biodiversity Records*, doi:10.1017/S1755267209990856; Vol. 2; e157.
- 7 Bitón Porsmoguer S, Merchán Fornelio M, Tomás J. 2011. Assessing the use of Turtle Excluder Devices (TEDs) in bottom trawlers in the Western Mediterranean Sea: A preliminary study. *Marine Turtle Newsletter* 131: 15-16.
- 8 Bourjea J, Clermont S, Delgado A, Murua H, Ruiz J, Ciccione S, Chavance P. 2014. Marine turtle interaction with purse-seine fishery in the Atlantic and Indian oceans: Lessons for management. *Biological Conservation*, 178, pp.74-87.
- 9 Cardona L, Álvarez de Quevedo I, Borrell A, Aguilar A. 2012. Massive consumption of gelatinous plankton by Mediterranean apex predators. *PlosOne* 7(3): e31329.
- 10 Cardona L, Hays GC. 2018. Ocean currents, individual movements and genetic structuring of populations. *Marine Biology* 165:10.
- 11 Cardona L, Fernández G., Revelles M, Aguilar A. 2012. Readaptation to the wild of rehabilitated loggerhead sea turtles (*Caretta caretta*) assessed by satellite telemetry. *Aquatic Conservation: Marine and Freshwater Ecosystems* 22: 104-112.
- 12 Cardona L, Martínez-Íñigo L, Mateo R, González-Solís J. 2015. The role of sardine as prey for pelagic predators in the western Mediterranean Sea assessed using stable isotopes and fatty acids. *Marine Ecology Progress Series* 531: 1-14.
- 13 Cardona L, Revelles M, Carreras C, Sanfélix M, Gazo M, Aguilar A. 2005. Western Mediterranean immature loggerhead turtles: habitat use in spring and summer assessed through satellite tracking and aerial surveys. *Marine Biology* 147: 583-591.
- 14 Cardona L, Revelles M, Parga ML, Tomás J, Aguilar A, Alegre F, Raga A, Ferrer X. 2009. Habitat use by loggerhead sea turtles off eastern Spain results in a high vulnerability to neritic fishing gear. *Marine Biology* 156: 2621-2630.
- 15 Carreras C, Cardona L, Aguilar A. 2004. Incidental catch of loggerhead turtles *Caretta caretta* off the Balearic Islands (western Mediterranean). *Biological Conservation* 117:321-329.
- 16 Carreras C, Monzón-Argüello C, Cardona L, Marco A, López-Jurado LF, Calabuig P, Bellido JJ, Castillo JJ, Sánchez P, Medina P, Tomás J, Gozalbes P, Fernández G, Marco A, Cardona L (2014) Origin and dispersal routes of foreign green and Kemp's ridley turtles in Spanish Atlantic and Mediterranean waters. *Amphibia Reptilia*. 35(1) 73-86
- 17 Carreras C, Pascual M, Cardona L, Marco A, Bellido JJ, Castillo JJ, Tomás J, Raga JA, San Félix M, Fernández G, Aguilar A. 2011. Living together but remaining apart: Atlantic and Mediterranean loggerhead sea turtles (*Caretta caretta*) in shared feeding grounds. *Journal of Heredity* 102: 666-677.

- 18 Carreras C, Pascual M, Tomás J, Marco A, Hochscheid S, Bellido J, Gozalbes P, Parga M, Piovano S, Cardona L. 2018. Sporadic nesting reveals long distance colonisation in the philopatric loggerhead sea turtle (*Caretta caretta*). Scientific Reports, in press.
- 19 Carreras C, Pont S, Maffucci F, Pascual M, Barceló A, Bentivegna F, Cardona L, Alegre F, San Félix M, Fernández G, Aguilar A. 2006. Genetic structuring of immature loggerhead sea turtles (*Caretta caretta*) in the Mediterranean sea reflects water circulation patterns. Marine Biology, 149: 1269-1279.
- 20 Casale P, Nicolosi P, Freggi D, Turchetto M, Argano R (2003) Leatherback turtles (*Dermochelys coriacea*) in Italy and in the Mediterranean basin. HERPETOLOGICAL JOURNAL, Vol. 13, pp. 135-139
- 21 Cejudo D, Varo-Cruz N, Liria A, Castillo JJ, Bellido JJ, López-Jurado LF 2006. Transatlantic Migration of Juvenile Loggerhead Turtles (*Caretta caretta* L.) from the Strait of Gibraltar. Marine Turtle Newsletter 114:9-11.
- 22 Clusa M, Carreras C, Pascual M, Gaughram S, Piovano S, Avolio D, Ollano G, Fernández G, Tomás J, Raga JA, Aguilar A, Cardona L. 2016. Potential bycatch impact on distinct sea turtle populations is dependent on fishing ground rather than gear type in the Mediterranean Sea. Marine Biology 163: 122.
- 23 Clusa M, Carreras C, Pascual M, Gaughram SJ, Piovano S., Giacoma C, Fernández G, Levy Y, Tomás J, Raga JA, Maffucci, F, Hochscheid S, Aguilar A, Cardona L. 2014. Fine-scale distribution of juvenile Atlantic and Mediterranean loggerhead turtles (*Caretta caretta*) in the Mediterranean Sea. Marine Biology 161: 509-519.
- 24 Crespo-Picazo JL, García-Parraga D, Domènech F, Tomás J, Aznar FJ, Ortega J, Corpa JM. 2017. Parasitic outbreak of the copepod *Balaenophilus manatorum* in neonate loggerhead sea turtles (*Caretta caretta*) from a head-starting program. BMC Veterinary Research 13:154.
- 25 Domènech F, Bitón S, Álvarez de Quevedo I, Merchán M, Revuelta O, Vélez-Rubio G, Cardona L, Tomás J. 2015. Incidental catch of marine turtles by Spanish bottom trawlers in the western Mediterranean. Aquatic Conservation: Marine and Freshwater Ecosystems 25: 539-550.
- 26 Eckert S, Moore JE, Dunn DC, Sagargminaga van Buiten R, Eckert K, Halpin PN. 2008. Modeling loggerhead turtle movement in the Mediterranean: Importance of body size and oceanography. Ecological Applications, 18: 290–308.
- 27 García-Barcelona S, Camiñas JA, Báez JC. 2017. Primer registro de captura incidental de tres ejemplares de tortuga verde (*Chelonia mydas*) por un barco español de palangre de superficie en el Mediterráneo occidental: la importancia del contacto continuado con el sector pesquero. Boletín de la Asociación Herpetológica Española, 28(1): 80-82.
- 28 Gómez de Segura A, Tomás J, Pedraza SN, Crespo EA, Raga JA. 2003. Preliminary patterns of distribution and abundance of loggerhead sea turtles, *Caretta caretta*, around Columbretes Islands Marine Reserve, Spanish Mediterranean. Marine Biology 143: 817–823
- 29 Gómez de Segura A, Tomás J, Pedraza SN, Crespo EA, Raga JA. 2006. Abundance and distribution of the endangered loggerhead turtle in Spanish Mediterranean waters and the conservation implications. Animal Conservation 9: 199–206
- 30 Lozano M, Baro J, García T, Frías A, Rey J, Báez JC. 2011. Loggerhead sea turtle bycatch data in artisanal fisheries reported by fishermen surveys versus scientific observations within marine protected area. Animal Biodiversity and Conservation, 34 (1): 31-34
- 31 Macías D, García S, de la Serna JM, Ortiz de Urbina J, Ariz J, Delgado de Molina A, Ramos L, Mejuto J, García-Cortés B, Ramos-Cartelle A. 2011. Factors affecting surface longline selectivity: investigations conducted by the Spanish Institute of Oceanography. International symposium on circle hooks in research, management, and conservation. Abstracts in Bulletin of Marine Science. 88(3):791–815. 2012.

- 32 Marco A, Abella E, Revuelta O, Carreras C, Cardona L, Eymar J, Núñez V, Sánchez A, Pujol JA, Morón E, Tomás J. 2016. Increasing nesting events in Spanish beaches: response to global change? XIV Congreso Luso-Español de Herpetología – XVIII Congreso Español de Herpetología. 5-8 Octubre 2016, Lleida (España)
- 33 Moncada F, Abreu-Grobis FA, Bagely D, Bjorndal KA, Bolten AB, Camiñas JA, Ehrhart L, Muhlia-Melo A, Nodarse G, Schroeder BA, Zurita J, Hawkes LA. 2010. Movement patterns of loggerhead turtles *Caretta caretta* in Cuban waters inferred from flipper tag recaptures. *Endang Species Res* 11: 61– 68.
- 34 Monzón-Argüello C, Cardona L, Calabuig P, Camacho M, Crespo-Picazo JL, García-Párraga D, Mayans S, Luzardo OP, Orós J, Varo-Cruz N. 2017. Supplemental feeding and other anthropogenic threats to green turtles (*Chelonia mydas*) in the Canary Islands. *Science of the Total Environment* (in press)
- 35 Monzón-Argüello C, Rico C, Carreras C, Calabuig P, Marco A, López-Jurado LF 2009. Variation in spatial distribution of juvenile loggerhead turtles in the eastern Atlantic and Western Mediterranean Sea. *Journal of Experimental Marine Biology and Ecology* 373: 79-89.
- 36 Novillo O, Pertusa JF, Tomás J. 2017. Exploring the presence of pollutants at sea: Monitoring heavy metals and pesticides in loggerhead turtles (*Caretta caretta*) from the western Mediterranean. *Science of the Total Environment* 598 (2017) 1130–1139.
- 37 Ocaña O, de los Ríos y Loshuertos AG, Brito A. 2005. The crab *Polydora henslowii* (Decapoda: Brachyura) as a main resource in the loggerhead turtle (*Caretta caretta*) diet from North Africa. *Rev Acad Canar Cien* 18: 103-116.
- 38 Revelles M, Camiñas JA, Cardona L, Aguilar A, Parga, ML, Tomás J, Alegre F, Raga, A, Bertolero A, Oliver G. 2008. Tagging reveals limited exchange of immature loggerhead sea turtles (*Caretta caretta*) between regions in the western Mediterranean. *Scientia Marina* 72: 511-518.
- 39 Revelles M, Cardona L, Aguilar A, Borrell A, Fernández G, San Félix M. 2007 Stable C and N isotopes concentrations in several tissues of the loggerhead sea turtle *Caretta caretta* from the western Mediterranean and dietary implications. *Scientia Marina* 71: 87-93.
- 40 Revelles M, Cardona L, Aguilar A, Fernández G. 2007. The diet of pelagic loggerhead sea turtles *Caretta caretta* off the Balearic archipelago (western Mediterranean): relevance of long-line baits. *Journal of the Marine Biological Association of the UK* 87: 805-813.
- 41 Revelles M, Cardona L, Aguilar A, San Félix M, Fernández G. 2007. Habitat use by immature loggerhead sea turtles in the Algerian basin (western Mediterranean): swimming behaviour, seasonality and dispersal pattern. *Marine Biology* 151: 1501-1515.
- 42 Revelles M, Carreras C, Cardona L, Marco A, Bentivegna F, Castillo JJ, de Martino G, Mons JL, Smith MB, Rico C, Pascual M, Aguilar A. 2007. Evidence for an asymmetric size exchange of loggerhead sea turtles between the Mediterranean and the Atlantic through the Straits of Gibraltar. *Journal of Experimental Marine Biology and Ecology* 349: 261-271.
- 43 Revelles M, Isern-Fontanet J, Cardona L, San Félix M, Carreras C, Aguilar A. 2007. Mesoscale eddies, surface circulation and the scale of habitat selection by immature loggerhead sea turtles. *Journal of Experimental Marine Biology and Ecology* 347: 41-57.
- 44 Revuelta O, Carreras C, Domènech F, Gozalbes P, Tomás J. 2015. First report of an olive ridley (*Lepidochelys olivacea*) inside the Mediterranean Sea. *Mediterranean Marine Science*. 16/2 346-351
- 45 Tomás J, Aznar FJ, Raga JA. 2001. Feeding ecology of the loggerhead turtle *Caretta caretta* in the western Mediterranean. *J. Zool., Lond.* 255: 525-532
- 46 Tomás J, Raga JA. 2007. Occurrence of Kemp's ridley sea turtle (*Lepidochelys kempii*) in the Mediterranean. *Marine Biodiversity Records* 2008, Vol.1; e58.

-
- 47 Tomás J, Abella E, Revuelta O, Carreras C, Cardona L, Eymar J, Núñez V, Esteban JA, Sánchez A, Pujol JA, Morón E, Marco A. 2016. Viability and management of nesting events at high latitudes: Implications on the reduction of the impact of climate warming on sea turtles. 36th Annual Symposium on Sea Turtle Biology and Conservation.
- 48 Tomás J, Cañadas A, Gozalbes P, Raga JA. 2015. Estimate of abundance and abundance trend of loggerhead sea turtles at the foraging area of the western Mediterranean Sea: Bad news. 5th Mediterranean Conference on Marine Turtles. Dalaman, Turquía.
- 49 Tomás J, Dominici A, Nannarelli S, Forni L, Badillo FJ, Raga JA. 2001. From hook to hook: the odyssey of a loggerhead sea turtle in the Mediterranean. *Marine Turtle Newsletter* 92: 13-14.
- 50 Tomás J, Fernández M, Raga JA. 2003. Sea Turtles in Spanish Mediterranean Waters: Surprises in 2001. *Marine Turtle Newsletter* 101: 1-3
- 51 Tomás J, Formia A, Fernández M, Raga JA. 2003. Occurrence and genetic analysis of a Kemp's ridley sea turtle (*Lepidochelys kempii*) in the Mediterranean Sea. *Scientia Marina* 67(3): 367-369.
- 52 Tomás J, Gazo M, Álvarez C, Gozalbes P, Perdiguero D, Raga JA, Alegre F. 2008. Is the Spanish coast within the regular nesting range of the Mediterranean loggerhead sea turtle (*Caretta caretta*)? *Journal of the Marine Biological Association of the United Kingdom* 88(7): 1509-1512.
- 53 Tomás J, Gozalbes P, Raga JA, Godley BJ. 2008. Bycatch of loggerhead sea turtles: insights from 14 years of stranding data. *Endangered Species Research* 5(2-3): 161-169.
- 54 Tomás J, Guitart R, Mateo R, Raga JA. 2002. Marine debris ingestion in loggerhead sea turtles, *Caretta caretta*, from the Western Mediterranean. *Marine Pollution Bulletin* 44: 211-216.
- 55 Tomás J, Mons JL, Martín JJ, Bellido JJ, Castillo JJ. 2002. Study of the first reported nest of loggerhead sea turtle, *Caretta caretta*, in the Spanish Mediterranean Coast. *Journal of the Marine Biological Association of the United Kingdom* 82: 1005-1007.
- 56 Varo-Cruz N, Bermejo JA, Calabuig P, Cejudo D, Godley BJ, López-Jurado LF, Pikesley SK, Witt MJ, Hawkes KA. 2016. New findings about the spatial and temporal use of Eastern Atlantic Ocean by large juvenile loggerhead turtles. *Diversity and Distributions* 22: 481-492.

TUNISIA

Bradai Mohamed Nejmeddine¹, Jribi Imed², Sami Karaa²

¹ Institut National des Sciences et Technologies de la Mer, INSTM Marine Biodiversity and Biotechnology laboratory, Tunisia.

² University of Sfax, US · Department of Life Sciences, Tunisia.

1. RMU: Loggerhead turtle (*Caretta caretta*) Mediterranean

1.1. Distribution, abundance, trends

1.1.1. Nesting sites

The nesting activity of the Loggerhead turtle *Caretta caretta* occurs principally in Kuriat islands and Chebba beaches which are monitored. The first site is the most important in Tunisia. The two sites are located in the eastern coasts. Otherwise, ephemeral nesting activities were recorded in some other beaches such as Zarzis, Hergla, Beja, Tazarka, Mahdia and Ras Dimas (Fig. 1).

Although the smallness of the two nesting sites, Kuriat islands and Chebba, at the Mediterranean scale, the nesting activity is regularly registered, and the nests number increases since respectively 1997 and 1994.

The DNA investigation showed only one haplotype CC-A2. This haplotype is shared by both Mediterranean and Atlantic nesting populations although it occurs at much higher frequencies in the Mediterranean region (25). The low genetic diversity observed suggests that strong conservation efforts should be taken.

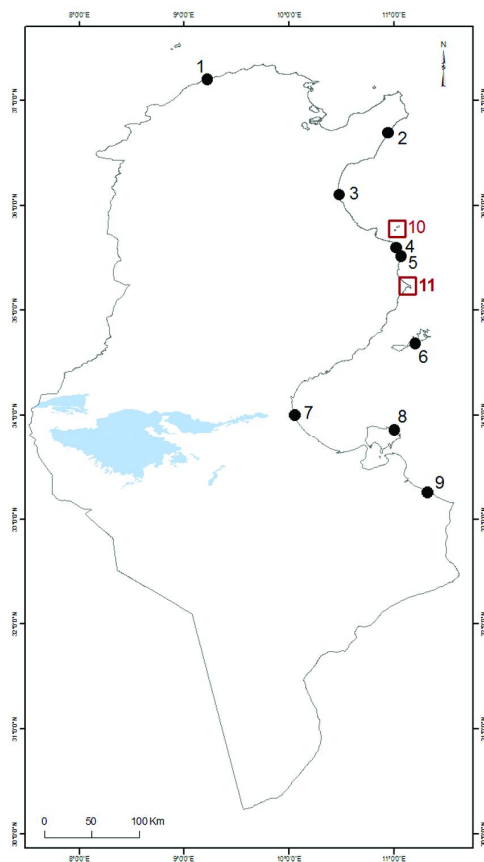


Figure 1: Map of Tunisia with locations of some nesting beaches (35) Cape Serrat; 2) Nabeul; 3) Hammamet; 4) Ras Dimas; 5) Mahdia; 6) Kerkennah Island; 7) Ghannouche (Gabes); 8) Sidi Mehrez (Jerba Island); 9) El bibane to Libyan borders; 10) Kuriat Island; 11) Chebba.

1.1.2. Marine areas

The gulf of Gabes (Fig.2) in south Tunisia is likely to be one of the most important areas for marine turtles in the Mediterranean. It is considered as an important foraging and wintering area. Studies on fishery interactions, stranding and tagging confirm this importance (4, 5, 7, 8, 9, 10, 13, 14, 23, 27, 28, 32, 34, 36).

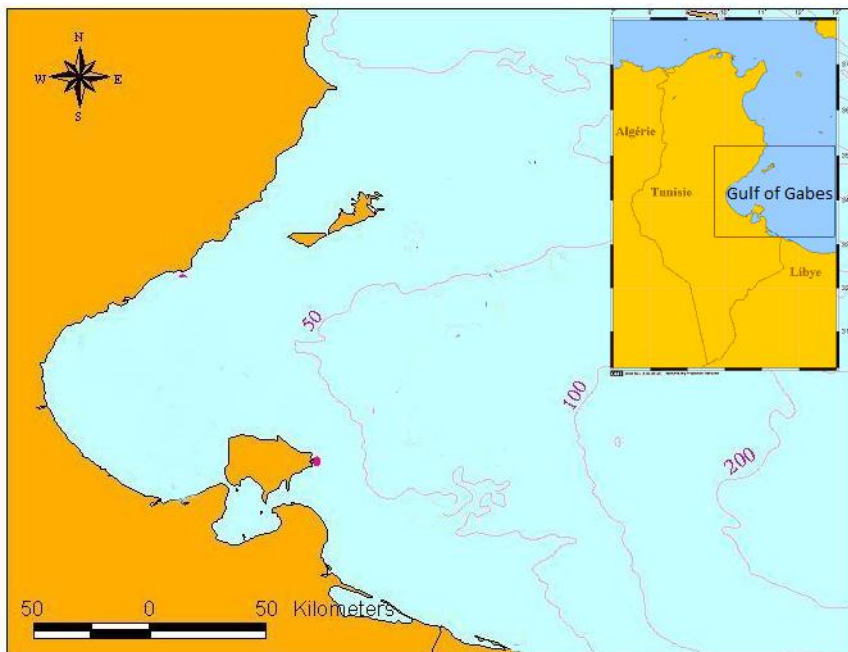


Figure 2: Map of the Gulf of Gabes

Bycatch assessments were limited, in Tunisia, to the Gulf of Gabès. This area is a “marine biodiversity hot spot” of significant regional importance and the most important fisheries area of the Tunisian fishing fleet. The Gulf is the preferred habitat for many iconic Mediterranean vertebrate species such as the loggerhead turtle (*Carettacaretta*); it is a wintering and foraging area for this species.

The high concentration of the fishing effort in the Gulf of Gabès has led to overexploitation of fish stocks and is contributing to bycatches of several charismatic species as well as of many fish species. This along with several other pressures such as pollution and the spreading of alien species has contributed to the degradation of the ecosystems.

Recent genetic and tagging studies suggest that the Gulf of Gabès is an important wintering and feeding area for the loggerhead turtle for the whole Mediterranean (23, 37). In this region, a large fishing fleet using many kinds of fishing gears operates during different seasons and targets a wide variety of commercially important species. These fishing activities interact with sea turtles. It is obvious that fishing poses a threat to loggerhead population in the Gulf of Gabès.

Catch rates of loggerhead turtle registered by onboard observers in the Gulf of Gabès show variation across gears (Table 1). Estimated total capture in pelagic longline is among the highest for sea turtles recorded in the whole Mediterranean Sea.

Table 1.1: Observed catch rates (95% C.I), estimated yearly captures (in numbers), and mortality rates of loggerhead turtle registered by different gears in the Gulf of Gabès.

Gear	Observed catch rate	Estimated total	Recorded	Reference
------	---------------------	-----------------	----------	-----------

		captures	mortality	
Pelagiclongline	0.823 (0.568-0.158) turtle/1000 hooks	486 (335 - 683)	0%	14
Pelagiclongline	0.806 (0.802–0.810) turtle/1000 hooks	437 (299 - 609)	12.1%	5
Bottom longline	0.278 (0.179-0.415) turtle/1000 hooks	733 (470 -1090)	33%	14
Bottom longline	0.333 (0.236-0.591) turtle/1000 hooks	142 (100 - 167)	43.7%	8
Trawl	0.0063 turtle/h.d (lenght of the headrope * haul duration)	5458 ± 1652	3.3%	13
Gillnet	0.527 (0.403–0.649)/km2/day	444 (358 - 501)	69.4%	4

In terms of mortality, the highest rates were registered by gillnet and bottom longlines. In bottom longlines, hooks are close to the bottom and the turtles captured are smaller; therefore they might not be able to reach the surface to breath and eventually die by asphyxia. The high mortality rates associated with gillnets may be a result of the long soak time. This gear is left at sea for one or more days, which is well beyond the tolerance of turtles. Moreover, gillnets and bottom longlines are generally deployed at shallow depths, not exceeding 60 m, where loggerhead turtles are generally concentrated.

Turtles are caught as juveniles and adults. Mortality rates recorded by pelagic longlines and trawls were lower. For the pelagic longlines, hooks are set close to the surface (4-5 m) and thereby a captured animal is more likely to reach the surface to breath. For trawls, the low mortality may be explained essentially by the relatively short haul duration (87 min on average) in the Gulf of Gabès.

ACCOBAMS-GFCM Project on mitigating interactions between endangered marine species and fishing activities (2016-2017)

In the frame of ACCOBAMS-GFCM Project on mitigating interactions between endangered marine species and fishing, developed with the collaboration of the RAC/SPA and a substantial financial support from the MAVA foundation, we executed a pilot action on mitigating bycatch and depredation of elasmobranchs, sea turtles and cetaceans in surface and bottom longline fisheries operating in the gulf of Gabes.

Concerning marine turtles preliminary results were as follow:

Bottom longlines

Species caught

During the 129 sets made, 2465 marine vertebrates were captured. Marine turtles represented 3.7% of catches (Fig. 3), the catch rates of marine turtles were 0.26 and 0.022 individuals by 1000 hooks for *Caretta caretta* and *Dermochelys coriacea* respectively.

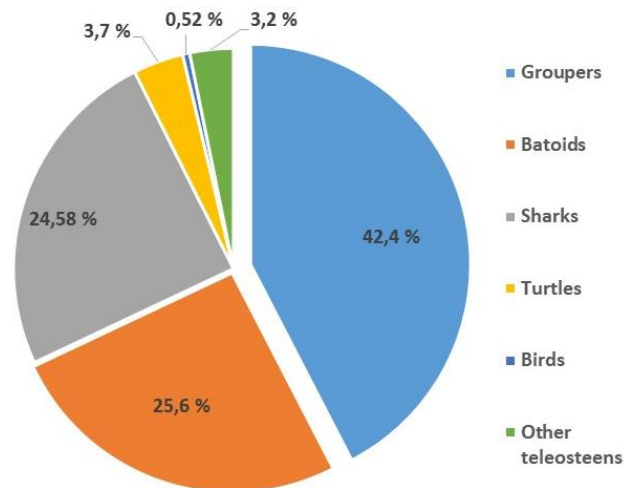


Figure 3: Composition of bottom longline catches during the study period

Surface longlines

In a total of 96 sets made, 1251 marine vertebrates were caught. Marine turtles represented 2.33% of total catch (Fig. 4). The catch rates of marine turtles were 0.25 and 0.02 individuals by 1000 hooks for *Caretta caretta* and *Dermochelys coriacea* respectively.

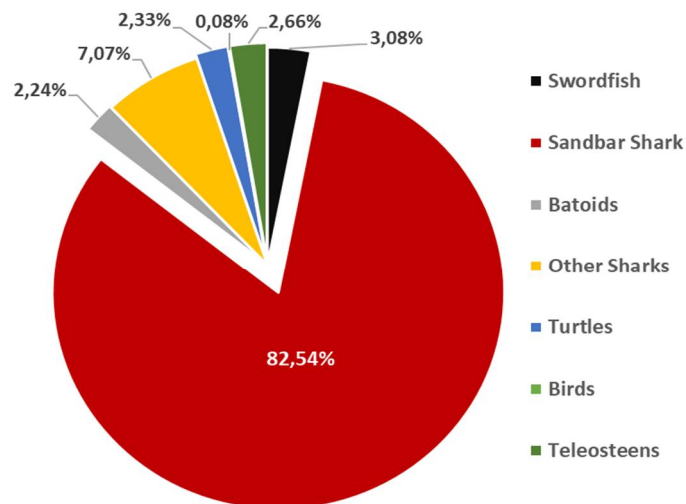


Figure 4: Composition of surface longline catches during the study period

The use of circular hooks seems to be without impact on catch rates of marine turtles.

STRANDING

In Tunisia, causes of marine turtle mortality are associated mainly to the interaction with fisheries (13 and 14). Within the framework of the national stranding network of marine turtles and Cetacean started in 2004, stranded marine turtles were recorded in Tunisian coasts and especially in the Gulf of Gabes (29 & 38). These records allow the collection of biological and ecological data and determine causes of mortality.

From 2004 to 2017, 716 stranded turtles have been recorded along the Tunisian coasts. The majority were loggerhead *Caretta caretta* (95.5%), which is the most common species in Tunisian waters. The proportions of green and leatherback turtles recorded was respectively four (1.1%) and two (1.5%) confirming their status as rare species. 13 turtles were unidentified given their advanced state of decomposition.

Most of stranding data were recorded in the Gulf of Gabes (87.4% of cases registered).

The analysis of seasonal distribution of the stranding in the Gulf of Gabes shows that most stranding occurred during the period between May and June. The increasing of fishing activity in this period seems to be a potential cause of mortality. The oceanic conditions produce nearshore currents could facilitate drifting turtle's carcasses.

Despite the necropsies and external examination, cause of stranding was not possible to be identified in 90% of the cases, due to the bad state of the turtles. Hook ingestion and collision with boats were assigned majors of stranding. It is important to indicate that some fishing gears (particularly trawler and gillnet), which create a significant mortality, generally didn't leave a visible trace on stranded turtles.

The distribution of stranded animals shows a dominance of juvenile individuals in the area, although some adult sized turtles were recorded.

1.2. Other biological data

Please see Table 1

1.3. Threats

1.3.1. Nesting sites

The nesting sites of small Kuriat and Chebba are highly frequented by swimmers during nesting season. The beaches are heavily used by humans and disturbance of the sand may have impeded the detection of turtle tracks or nests.

Beaches restructuring:

This problem concerns mainly the beaches of Small Kuriat and Chebba where beaches were destroyed following summer activities (installation of campsites and coffees) (Photos 1 and 2).



Photo 1: Beaches of small Kuriat highly frequented



Photo 2: Boat taking visitors to small Kuriat

Light pollution

This problem concerns mainly the nesting beaches of Chebba (35). The light of the cornice and the port behind Essir beach and Sidi Messaoud beach respectively attract the hatchlings after the emergence. Hatchlings, disoriented, finish on the road behind the cornice where they are crushed by cars (Photo 3).



Photo 3: Hatchlings, disoriented by cornice light, crushed on the road by cars

Non-human predation:

The black rat *Rattus rattus*, abundant on small Kuriat, attacks hatchlings after emergence (Photo 4). Deratization undertaken by « Notre Grand Bleu » association in 2016 has resolved the problem for the moment.

Sea gulls *Larus carolinensis*, common on the Kuriat islands, seems to engender predation of hatchlings, mainly of those emerged during daytime.



Photo 4: Hatchlings on the small Kuriat attacked by rat on their heads

Other threats

The large deposits of the phanerogam (*Posidonia oceanica*) on the beaches of great Kuriat mainly restrict the accessibility of nesting females to the site (Photo 5). These deposits of *Posidonia* hinder also the return of hatchlings to the sea after the emergence. However, the deposits constitute a natural protection of the beaches from waves and inundation.



Photo 5: Large deposits of sea grass (*Posidonia oceanica*) on the beaches of great Kuriat

Human predation:

Following political and social problems appeared last years (2011- 2015), little illegal trade of loggerheads was observed in some localities.

1.4. Conservation

Marine turtle rescue centre

International conventions on marine turtle conservation were ratified by Tunisia and were sustained by a national decree which forbids the catch of sea turtles and their eggs (decree of Minister of Agriculture of 28 September 1995). In this framework, a sea turtle rescue centre was founded in 2004 by INSTM (National Institute of Marine Sciences and Technologies) in collaboration with RAC/SPA (Regional Activity Centre of Specially Protected Areas) and APAL (Agency of Protection and Management of Littoral). Its mission is conservation through rehabilitation of suffering sea turtle, education, awareness and research.

Impacts of litter on sea turtles and marine fauna, an evaluation of ingestion and entanglement

Marine litter has been reported to interact with species at all trophic levels, being affected mainly through ingestion or entanglement. Sea turtles, which are prone to ingest marine debris items, are of particular concern. Due to its extended distribution and the use of various marine compartments in the Mediterranean Sea, the loggerhead turtle *Caretta caretta* was proposed as a relevant bio-indicator of marine litter impacts by the European Marine Strategy Framework Directive (MSFD) Task Group on Marine Litter (Indicator D10.2.1).

The European project INDICIT (acronym for Indicator Impacts Turtles; February 2017-January 2019) intends to support the implementation of indicators of litter impacts on sea turtles and marine biota. Twenty partners of 10 institutions from 5 European and 2 non-European countries work together on the establishment of a coordinated and harmonized approach necessary for the monitoring of marine litter impacts and the evaluation of the efficiency of conservation/restoration measures. Tunisia and namely the INSTM (Institut National des Sciences et Technologies de la Mer) is a partner in this project.

1.5. Research

Key knowledge gaps

- Interaction with fisheries : estimation of the interaction with some coastal fisheries (trammel nests...) and update of the studied gears.
- Satellite tracking of nesting females and captured animals;
- Identification of new nesting sites;
- Develop mitigation measure in order to reduce the captures and the mortality of sea turtles with the most impacting gears.

Table 1. Main biology and conservation aspects of sea turtle Regional Management Units (RMU) occurring in Tunisia

	RMU	CC-Tunisia	Ref #	CM-Tunisia	Ref #	DC-Tunisia	Ref #
Occurrence							
Nesting sites		Y	1,3,12,16,17,19	N	3,2	N	2,3,21
Pelagic foraging grounds		n/a		n/a		n/a	
Benthic foraging grounds		Y	23, 27	n/a		n/a	
Key biological data							
Nests/yr: recent average (range of years)		22 (2013-2016)	unpublished report	n/a		n/a	
Nests/yr: recent order of magnitude		18-35		n/a		n/a	
Number of "major" sites (>20 nests/yr AND >10 nests/km yr)		1	16,17,19,	n/a		n/a	
Number of "minor" sites (<20 nests/yr OR <10 nests/km yr)		Regular (1) sporadic (6)	12,15	n/a		n/a	
Nests/yr at "major" sites: recent average (range of years)		24 (2007-2016)	unpublished report	n/a		n/a	
Nests/yr at "minor" sites: recent average (range of years)		5 (2013-2016)	unpublished report	n/a		n/a	
Total length of nesting sites (km)		3		n/a		n/a	
Nesting females / yr		25		n/a		n/a	
Nests / female season (N)		2	unpublished report	n/a		n/a	
Female remigration interval (yrs) (N)		2.Mar	unpublished report	n/a		n/a	
Sex ratio: Hatchlings (F / Tot) (N)		0.02 (7)-0.015 (6)	15,12	n/a		n/a	
Sex ratio: Immatures (F / Tot) (N)		69,3 (88)		n/a		n/a	
Sex ratio: Adults (F / Tot) (N)		82,7 (81)	unpublished data	n/a		n/a	
Min adult size, CCL or SCL (cm)		70 CCL	16, unpublished report	n/a		n/a	
Age at maturity (yrs)				n/a		n/a	
Clutch size (n eggs) (N)		88,41 (299)	unpublished report, 19, 16,17	n/a		n/a	
Emergence success (hatchlings/egg) (N)		0,66 (393)	unpublished report, 19, 16,17	n/a		n/a	

Nesting success (Nests/ Tot emergence tracks) (N)	n/a		n/a		n/a	
Trends						
Recent trends (last 20 yrs) at nesting sites (range of years)	Up (1997-2016)	30	n/a		n/a	
Recent trends (last 20 yrs) at foraging grounds (range of years)	up	30, 31	n/a		n/a	
Oldest documented abundance: nests/yr (range of years)	2-5 (1988)	31	n/a		n/a	
Published studies						
Growth rates	N		N		N	
Genetics	Y	23,25,29	N		N	
Stocks defined by genetic markers	Y	23	N		N	
Remote tracking (satellite or other)	Y	26,28, 32, 33,34	N		N	
Survival rates	N		N		N	
Population dynamics	N		N		N	
Foraging ecology (diet or isotopes)	Y	27,29	Y	20, 42	Y	2, 42, 43
Capture-Mark-Recapture	N		N		N	
Threats						
Bycatch: presence of small scale / artisanal fisheries?	Y (PLL,DLL, SN,)	4,5,6,7,8,9,10,11,14	N		n/a	
Bycatch: presence of industrial fisheries?	Y (BT)	13	Y		n/a	
Bycatch: quantified?	Y	4,5,6,7,8,9,10,11,13,14	N		n/a	
Take. Intentional killing or exploitation of turtles	Y	3, 31	N		n/a	
Take. Egg poaching	N		n/a		n/a	
Coastal Development. Nesting habitat degradation	Y	12, unpublished reports	n/a		n/a	
Coastal Development. Photopollution	Y	12	n/a		n/a	
Coastal Development. Boat strikes	Y	29	n/a		n/a	

Egg predation	N		n/a		n/a
Pollution (debris, chemical)	Y	Umpublished	n/a		n/a
Pathogens	Y	41	n/a		n/a
Climate change	n/a		n/a		n/a
Foraging habitat degradation	n/a		n/a		n/a
Other: Epibionts	Y	22, 24, 39, 40	n/a		n/a
Long-term projects (>5yrs)					
Monitoring at nesting sites (period: range of years)	Y (1997-ongoing)	16,17,19	n/a		n/a
Number of index nesting sites	1		n/a		n/a
Monitoring at foraging sites (period: range of years)	N		n/a		n/a
Conservation					
Protection under national law	Y		Y		Y
Number of protected nesting sites (habitat preservation) (% nests)	1		0		0
Number of Marine Areas with mitigation of threats	0		0		0
N of long-term conservation projects (period: range of years)	1 (1997-2017)		0		0
In-situ nest protection (eg cages)	Y	16,17,19	N		N
Hatcheries	N		N		N
Head-starting	N		N		N
By-catch: fishing gear modifications (eg, TED, circle hooks)	Y	5,1	N		N
By-catch: onboard best practices	Y	Flyers	N		N
By-catch: spatio-temporal closures/reduction	Y	Umpublished reports	N		N
Other	N		N		N

Table 2. The nesting beaches of Tunisia.

RMU / Nesting beach name	Index site	Nests/yr: recent average (range of	Crawls /yr: recent averag	Western limit	Eastern limit	Central point	Length (km)	% Monitored	Reference #	Monitoring Level (1-2)	Monitoring Protocol (A-F)
--------------------------	------------	------------------------------------	---------------------------	---------------	---------------	---------------	-------------	-------------	-------------	------------------------	---------------------------

		years)	e (range of years)											
CC-Tunisia				Long	Lat	Long	Lat	Long	Lat					
Beach Great Kuriat	N	16 (2007-2016)						35°47'6 55"	011°01'2 30"	4	100%	1,16,17, 18	1	B
Beach small Kuriat	N	8,2 (2007-2016)						35°46'0 03"	011°00'7 13"	2	100%	1,16,17, 19	1	B
Beach Chebba-Sidi Messaoud	N	3,7(2013-2016)		35° 14' 108	011°09' 442	35°13' 998	011°09' 604			0,3	100%	12	1	A
Beach Chebba-Essir	N	1,7 (2013-2016)		35° 14' 386	011°08' 557	35°14' 268	011°08' 892			1	not monitored	12	2	A

Table 3. The conventions signed by Tunisia.

International Conventions	Signed	Binding	Compliance measured and reported	Species	Conservation actions	Relevance to sea turtles
Convention World Heritage	Y	Y		ALL	Protection of the cultural and natural heritage of outstanding universal value	
Convention on International Trade in Endangered Species of Wild Fauna and Flora (CITES)	Y	Y		ALL	Regulate international trade of endangered species	
Convention for the Protection of the Mediterranean Sea against Pollution (Barcelona Convention, 1976), Protocol on Specially Protected Areas and Biological Diversity (SPA &BD, 1995)	Y	Y		ALL	Protection of the Mediterranean Sea against Pollutio	

Convention on the Conservation of Migratory Species of Wild Animals (CMS or Bonn Convention, 1979)	Y	Y		ALL	Protecting migratory wildlife	
Convention on the Conservation of European Wildlife and Natural Habitats (Bern Convention, 1982)	Y	Y		ALL	Ensure the conservation of wild flora and fauna and their natural habitats	
Convention CBD	Y	Y		ALL	Conservation of Biodiversity	

References

- 1 Ben Hassine S., Jribi I., Bradai M.N, Bouain A. and Girondot M. 2011. The Origin in Variability of Nesting Period of the Loggerhead Turtle (*Caretta caretta*) in the Kuriat Islands, Tunisia. Marine Turtle Newsletter 131: 48-50. (Indexé)
- 2 Bradai M. N., Nicolsi P., Casale P., Jribi I., Turchetto M. & A. El Abed. 2004. The presence of leatherback turtles in the central Mediterranean area : data from Italy and Tunisia. Presenza di tartarughe lioto nel Mediterraneo centrale: Dati raccolti in Italia e Tunisia. Biol. Mar. Medit. 11 (2): 750-753
- 3 Bradai M.N. and Jribi I. 2010. Tunisia. In Casale P., Margaritoulis D. (eds) 2010. Sea turtles in the Mediterra-nean: Distribution, threats and conservation priorities. Gland, Switzerland, IUCN Press, 294 pp.
- 4 Echwikhi K., Jribi I., Bradai M. N. and A. Bouain. 2010. Gillnet fishery -loggerhead turtle interactions in the Gulf of Gabes, Tunisia. Herpetol. J. 20: 25-30. (Facteur d'Impact : 1,338)
- 5 Echwikhi K., Jribi I., Bradai M. N. and A. Bouain. 2010. Effect of type of bait on pelagic longline loggerhead interaction in the Gulf of Gabès south of Tunisia. Aquatic conservation: Marine and Freshwater Ecosystems 20: 525-530 (Facteur d'Impact : 1,756)
- 6 Echwikhi K., Jribi I., Bradai M. N. and A. Bouain. 2011. Effect of bait on sea turtles bycatch rates in pelagic longlines: An overview . Amphibia –Reptilia. 10: 493-502. (Facteur d'Impact : 1,138)
- 7 Echwikhi K., Jribi I., Bradai M. N. and A. Bouain. 2011. Loggerhead turtle bycatch in the Gulf of Gabès, Tunisia: an overview. Marine Turtle Newsletter 131: 9-12. (Indexé)
- 8 Echwikhi K., Jribi I., Bradai M. N. and A. Bouain. 2012. Interactions of loggerhead turtle with bottom longline fishery in the Gulf of Gabès, Tunisia. Journal of the Marine Biological Association of the United Kingdom. 92 (4): 853-858. (Facteur d'Impact : 1,129)
- 9 Echwikhi K., Jribi I., Bradai M. N. and A. Bouain. 2013. Impact des filets maillants sur la tortue marine *Caretta caretta* (Linnaeus, 1758) dans le golfe de Gabès (Tunisie). Bulletin de la société Herpétologique de France. 147 : 289-298. (Indexé)
- 10 Echwikhi K., Jribi I., Bradai M. N. and A. Bouain. 2013. Interaction de la tortues marine *Caretta caretta* (Linnaeus, 1758) avec la palangre de surface dans le golfe de Gabès en Tunisie : effet de type d'appât. Bulletin de la société Herpétologique de France. 147 : 279-287. (Indexé)
- 11 Echwikhi K., Jribi I., Saidi B., Bradai M.N. 2014. The influence of the type of hook on the capture of groupers and bycatch with bottom longline in the Gulf of Gabes, Tunisia. Journal of the Marine Biological Association of the United Kingdom. doi:10.1017/S0025315414001180 (Facteur d'Impact : 1,129)
- 12 Jribi I. 2017. Loggerhead Turtle *Caretta caretta* nesting activity in Chebba (Centre Tunisia): Assessment, problems and recommandations. Indian Journal of Geo-marine Sciences. Vol 46 (1): 163-169. (Facteur d'Impact : 0,313)
- 13 Jribi I., Bradai M. N. and Bouain A. 2007. Impact of trawl fishery on marine turtles in the gulf of Gabès (Tunisia). Herpetological Journal. 17: 110-114
- 14 Jribi I., Bradai M. N. and Bouain A. 2008. Incidental captures of sea turtles by longline in the Gulf of Gabès (South Tunisia): Comparative study between bottom longline and surface longline. Scientia Marina.72(2): 337-342 (Facteur d'Impact : 1,247)
- 15 Jribi I., Bradai M.N. 2014. Sex ratio estimations of loggerhead sea turtle hatchlings at Kuriat islands, Tunisia. Can minor nesting sites contribute to compensate globally female biased sex ratio? The Scientific World Journal. Volume 2014, 8 pages. <http://dx.doi.org/10.1155/2014/419410> (Facteur d'Impact : 1,219)
- 16 Jribi I., Bradai M.N. and Bouain A. 2002a. Marine Turtles nesting in Kuriat islands (Tunisia) in 2000. Marine turtle Newsletter. 96 : 4-6
- 17 Jribi I., Bradai M.N. and Bouain A. 2002b. The Loggerhead turtle nesting activity in Kuriat islands (Tunisia) in 2001. Bulletin de la Société Herpétologique de France. 102 : 43-47

-
- 18 Jribi I., Bradai M.N. and Bouain A. 2002c. Caractéristiques biométriques et méristiques des tortues marines en Tunisie. Bulletin de la Société Herpétologique de France. 101 : 47-52
- 19 Jribi I., Bradai M.N. and Bouain A., 2006. The loggerhead turtle nesting activity in Kuriat islands (Tunisia): Assessment of nine years monitoring. Marine turtle Newsletter. 112:12-13.
- 20 Karaa S., Bradai M.N., Jribi I., and A. Bouain. 2012. The occurrence of the green sea turtle *Cheloniemydas*, in the Gulf of Gabes (Tunisia). Vie et Milieu- Life and environment. 62(4): 1-6. (Facteur d'Impact : 0,500)
- 21 Karaa S., Jribi I., Bouain A., Girondot M. and M.N. Bradai. 2013. On the occurrence of leatherback turtles *Dermochelys coriacea* (Vandelli, 1761), in Tunisian waters (Central mediterranean sea) (Testudines: dermochelyidae). Herpetozoa. 26(1/2): 65-75. (Facteur d'Impact : 0,538)
- 22 Karaa S., Jribi I., Bradai M.N. and A. Bouain. 2012. The Cirripedia associated with Loggerhead Sea Turtles, *Caretta caretta*, in the Gulf of Gabès -Tunisia. Cah. Biol. Mar. 53: 169- 176. (Facteur d'Impact : 0,624)
- 23 Karaa S., Maffucci F., Jribi I., Alberto Bologna M., Borra M., Biffali E., Bradai M. N. & Hochscheid S. 2016. Connectivity and stock composition of loggerhead turtles foraging on the North African continental shelf (Central Mediterranean): implications for conservation and management. Marine Ecology. doi:10.1111/maec.12375
- 24 Zakhama R., Karaa, S., Bradai M.N., Jribi I. and F. Charfi-Cheikhrouhou. 2010. Amphipod epibionts of sea turtles *Caretta caretta* and *Chelonia mydas* from the Gulf of Gabès (Central Mediterranean). Marine Biodiversity Records. Vol. 3; e38; 2010 Published online. (Indexé)
- 25 Chaieb O, el ouaer A, Maffucci F, Bradai MN, Bentivegna F, Said K, Chatti N 2010. Genetic survey of loggerhead turtle *Caretta caretta* nesting population in Tunisia. Mar. Biodiv. Rec 3: 1-6.
- 26 Hochscheid S, Bentivegna F, Bradai MN, Hays GC. 2007. Overwintering behaviour in sea turtles: dormancy is optional Marine Ecology Progress Series 340: 287- 298
- 27 Laurent L. and Lescure J., 1994. L'hivernage des tortues caouannes *Caretta caretta* dans le Sud tunisien. Revue d'Ecologie (Terre vie) 49 : 63 - 86.
- 28 Bradai M. N., Bentivegna F., Jribi I., El Ouaer A., Maatoug K. and El Abed A. 2009. Monitoring of a loggerhead sea turtle *Caretta caretta* in the central Mediterranean via satellite telemetry. In Demetropoulos A. and O. Turkozian (editors). In Proceedings of the Second Mediterranean Conference on Marine Turtles. Barcelona Convention – Bern Convention – Bonn Convention (CMS). 188pp. PDF Version
- 29 Karaa S. 2013. Ecologie des tortues marines et des cétacés en Tunisie: échouages et prospection en mer. Thèse-Université de Sfax. 295pp.
- 30 Jribi I. 2015. Statuts de quelques vertébrés marins menacés en Tunisie (Tortues et Cétacés) : Suivi et interaction avec la pêche. Habilitation universitaire. Université de Sfax. 110pp
- 31 Laurent L., Nouira S., Jeudy De Grissac A., Bradai, M.N. (1990). Les tortues marines de Tunisie : Premières données. Bull. Soc. Herp. Fr. 53 : 1-17.
- 32 Karaa S., Bradai M. N. , Mahmoud S., Jribi I. (2016). Migration of the Mediterranean sea turtles into the Tunisian waters, importance of the tag recoveries as conservation management method. Cah. Biol. Mar. 57 : 103-111
- 33 Baez, J.C., Karaa, S., Bradai, M. N., Badillo J.J., Barcelona S.G. & J.A. Caminas. (2011): A particular case of a tagged loggerhead sea turtle that naturally expelled a deep hook. Bol. Asoc. Herpetol. Esp. 22: 59-62.
- 34 Karaa S., Bradai M. N. Migration des tortues caouannes, *Caretta caretta* (Linnaeus, 1758) (Reptilia: Cheloniidae), de Méditerranée vers les eaux tunisiennes/ importance des suivi satellitaires comme outil de gestion de la conservation. Bull. SHF. 161.
- 35 Ben Hassine J., Escoriza D. 2013. *Caretta caretta* in Tunisia : Natural history and report of a new regular nesting area. Herpetological Review. 44(4): 557-561.
- 36 Bradai M.N., 1992. Les captures accidentelles de *Caretta caretta* au chalut benthique dans le Golfe de Gabès. Rapp. Comm. Int. Medi 33 (1) : 285- 286.

-
- 37 Chaieb, O., Elouaer, A., Maffucci, F., Karaa, S., Bradai, M.N., ElHili, H., Bentivegna, F., Said, K., Chatti, N. 2012. Population structure and dispersal pattern of Loggerhead sea turtles *Caretta caretta* along Tunisian coastal waters, Central Mediterranean. *Endang. Species. Res.* 18:35-45.
- 38 Bradai, M. N. 2000. Les tortues marines en Tunisie. Etat de connaissances et recommandation de conservation. Deuxième thèse. Thèse de doctorat d'Etat Es-Sciences Naturelles Univ. Sfax, Fac. Sci. Sfax : 47 pp.
- 39 Karaa, S., Báez, J.C., Flores-Moya, A., Jribi, I., & M.N. Bradai. (2016). First record of epizoic algae *Polysiphonia caretta* Hollenberg, on loggerhead sea turtles in the Gulf of Gabès (Central Mediterranean Sea). *Algal Stud.* In press.
- 40 Karaa, S., & M.N. Bradai. (2016). Les macroalgues épibiontes des tortues caouannes en Tunisie. *Bull. Soc. Herp. Fr.* 2016. 160.1-14.
- 41 Santoro, M., Mattiucci, S., Badillo, F.J., Paoletti, M., Karaa, S., Tomas, J., Raga, J.A., Aznar, F.J., & Nascetti, G. (2010): Helminth composition of the loggerhead, *Caretta caretta*, from the Mediterranean Sea: ecological data and pathological significance. *Parassitologia.* 52: 1-2.
- 42 Karaa S., Bradai M.N. & Jribi I. 2016. Observations des tortues vertes *Chelonia mydas* et des tortues luths *Dermochelys coriacea* dans le golfe de Gabès. *African Sea Turtle Newsletter*, 6: 6-12.
- 43 BRADAÏ M.N. & A.EL ABED, 1998. Presence de la Tortue Luth *Dermochelys coriacea* dans les eaux Tunisiennes. *Rapp. Comm. Int. Mer Médit.*, 35, 1998

TURKEY

Oguz Turkozan¹, Yakup Kaska², Ayse Oruc³

¹ Adnan Menderes University, Faculty of Science and Arts, Department of Biology, 09010 Aydın, Turkey

² Pamukkale University, Faculty of Arts and Sciences, Department of Biology, Denizli, Turkey

³ World Wildlife Fund | WWF-Turkey, Büyük Postane Cad. No:19/5 Bahçekapı-İstanbul, Turkey.

1. RMU: Loggerhead turtle (*Caretta caretta*) Mediterranean

1.1. Distribution, abundance, trends

1.1.1. Nesting sites

The main nesting activity of the loggerhead turtles mainly occurs on the western beaches of the Mediterranean coast of Turkey (Figure 1). However, it does not mean that loggerheads do not nest on the eastern beaches, but low in numbers. Alata beach have a special case with comprising high nesting activity for both loggerhead and green turtles. The highest nesting activity (>300 nests/yr) occurs on Belek and Anamur beaches. The nesting sites with low nesting activity (<20 nests/yr) was not presented here.

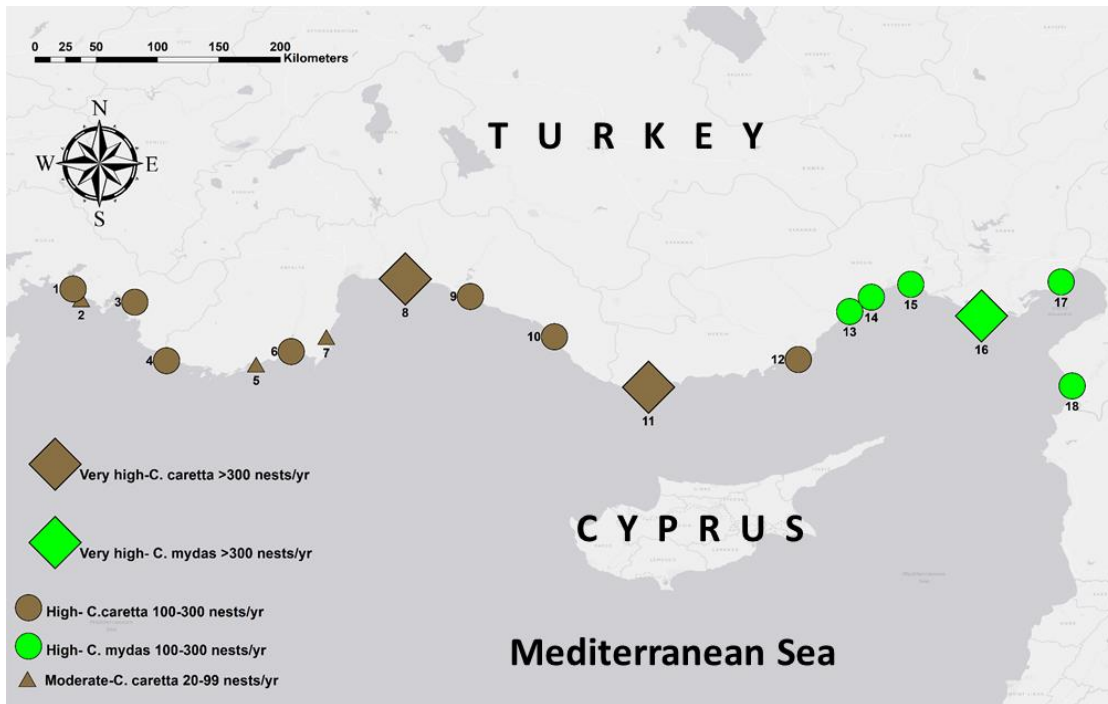


Figure 1: The main loggerhead and green turtle nesting grounds of Turkey 1. Dalyan, 2. Dalaman, 3. Fethiye, 4. Patara, 5. Kale-Demre, 6. Fenike-Kumluca, 7. Çıralı, 8. Belek, 9. Kızılot, 10. Demirtaş, 11. Anamur, 12. Göksu Delta, 13. Alata, 14. Davultepe, 15. Kazanlı, 16. Akyatan, 17. Sugözü, 18. Samandağ

Based on long term monitoring efforts a positive trend was observed in the number of nests for loggerhead turtles in Turkey (Table 1).

The genetic structure of loggerhead turtles is well defined in Turkish coasts (Yılmaz et al. 2011). Of the seven regional management units described within the Mediterranean (Shamblin et al. 2014) 3 occurs in Turkey

Table 1.1. Trends of nesting activity of loggerhead and green sea turtles in Turkey (Converted from Casale et al. 2018)

Species	Beach	Mean number of nests/yr		
		till 1999	Since 2000	Change (%)
<i>Caretta caretta</i>				
	Dalyan	165	269	+63.0
	Dalaman	73	92.1	+26.2
	Fethiye	124	89.4	-27.9
	Patara	52.5	117.7	+124.2
	Çıralı	34	66.3	+95.0
	Belek	129.7	638	+391.9
	Göksu Delta	64.6	123.8	+91.6
Total		396	907	+129
<i>Chelonia mydas</i>				
	Akyatan	323	319.1	-1.2
	Kazanlı	149.2	255.8	+71.4
	Samandağ	56	212.3	+279.1
Total		379	787.2	+107.7

1.1.2. Marine areas

Historically, marine turtle monitoring effort has focused on mainly nesting beaches. Recently, the number of marine biodiversity studies carried out in Specially Protected Areas (SPA) and the number of such studies has been increasing, particularly since 2002 (Oruç et al, 2011). Marine areas are very important for sea turtles but it is the least studied subject of marine turtles. However, in recent years there is an increasing trend about strandings (Turkozan et al. 2013; Başkale et al. 2018) and satellite tracking studies (Turkecan and Yerli, 2011)

There are plenty of records from different coastal parts of Turkey about the occurrence of sea turtles. Türkozan and Durmuş (2000) suggested Fethiye region as a feeding ground of immature green turtles based on the strandings in the region. This is further supported by a recent study of stranding in the same region. Başkale et al. (2018) reported 102 loggerhead and 37 green turtles. Of these majority of loggerhead turtles were adults while green turtle were immature individuals. The authors suggested the area as a year-round feeding ground for both species. Similarly, fisheries and sea turtles interaction study in the area between Mersin and İskenderun detected important feeding and wintering area (Oruç, 2001) at İskenderun Bay. The importance of this area was supported for both loggerhead and green turtles (Türkozan et al. 2013). In a follow up study (Turkozan et al. 2018) the origin of these loggerhead strandings were identified as western nesting beaches and Cyprus. The particle distribution modelling (Casale and Mariani, 2014) suggested Levantine basin as a nursery area for sea turtles originating from eastern rookeries.

Okuş et al.2004 described Kadirga Cape, Karagelme Bay and Samucak Cape as a mating area for loggerhead turtles. Yokeş (2003) recorded the regular observation of this species in Kaş and Tekirova region. Kaş-Kekova Specially Protected Area (Antalya) area appears to serve as a feeding ground for both *C. caretta* and *C.mydas* (Tural and Çiçek 2010; Soysal 2015).The satellite tracking of green turtles (Stokes et al. 2015) identify Gulf of Antalya as a coastal foraging ground and furthermore, the same work identified some migratory corridors located between Turkey and Cyprus.

According to media reports of sea turtles and personal communication, there are 16 records (14 *Caretta caretta*, 1 *Chelonia mydas*, 1 unknown) in the Turkish Straits System (TSS) between 2007 and 2016. Several observations at various localities in the Marmara Sea may be linked with the

increasing public awareness campaigns aimed at conservation of sea turtles in recent years. However, this should further investigated scientifically whether these records are related to climate change or sporadic records (Tonay and Oruc, 2017).



Figure 2: Map of important migratory corridors, foraging and wintering areas in Turkey (1. Kuşadası area, 2. Fethiye-Göcek Area, 3. Antalya Bay, 4. Iskenderun Bay and Levant region)

1.2. Other biological data

Please see Table 1.

1.3. Threats

1.3.1. Nesting sites

Some nesting sites of Turkey are highly visited by holidaymakers during nesting season. The beaches are heavily used by humans and some parts of the beaches are totally covered with deck chairs and umbrellas which are not removed during night. Furthermore coastal construction and effect of lightening behind the beach cause disorientation of hatchlings. Beach litter is another problem especially throughout the eastern nesting beaches.

Natural predation of eggs and hatchlings is another problem especially on unmonitored beaches since the nests are under protection with wire meshes on the beaches where the research groups and volunteers are working.

1.3.2. Marine Areas

The amount of recent bycatch by fisheries is an unknown threat to sea turtles in Turkey. Furthermore, boat collisions and pollution in the sea is another negative affect. On the other hand, the government announced some part of eastern coast as energy corridor and allow the construction of thermal power plants. The discharge of water into the sea of course will effect the sea water temperature and cause some changes in the ecosystem. However, how this change will impact sea turtles in the region is unknown. Solid waste (plastic bags etc.), long line fishing and ghost fishing gear (abandoned nets and fishing line stuck on the bottom of the sea) were reported to be principal threats in Kaş-Kekova SPA (Tural and Çiçek 2010; Soysal 2015).

1.4. Conservation

The monitoring and conservation practices and studies in Turkey have been rapidly growing with the support of many different institutions including the Ministry of Forestry and Water Affairs, the Ministry of Environment and Urbanization, the Ministry of Food, Agriculture and Livestock, the Coast Guard Command, WWF–Turkey, Ecological Research Society (EKAD), Dokuz Eylul University, Hacettepe University, Pamukkale University, Mersin University, Çanakkale University, Adnan Menderes University, Ordu University, DEKAMER, other relative ministries, local authorities, experts of two aquariums, and the local NGOs.

Conservation priorities were mainly given to some key nesting sites such as Dalyan, Fethiye, Patara, Belek and Goksu Delta with long term beach monitoring projects by Ministry. Furthermore, WWF Turkey has been monitoring Akyatan beach since 2006.

Increasing public awareness and easy access to digital technologies and the advance of citizen science on a global basis have positively contributed to the process of collecting data for sea turtle specialists around the world (Tonay and Oruc, 2017) and further contributed the knowledge and conservation of sea turtles.

Marine turtle rescue centre

There is one Sea Turtle Rescue and Rehabilitation (DEKAMER) located in Mugla and three other First Aid Stations located in Çanakkale, Mersin and Hatay. The injured turtles were treated under the facilities of these stations. The only published report is available for DEKAMER. By the end of 2017, The center received 255 injured turtles, 144 (56%) of them released back to the sea, 109 (42%) of them died during the rehabilitation and two of them continued for rehabilitation in 2018(dekamer.org.tr).

Impacts of litter on sea turtles and marine fauna, an evaluation of ingestion and entanglement

DEKAMER is partner of INDICIT project (<https://indicit-europa.eu/>) supported by European Union. The plastic ingested by loggerhead turtles were being investigated under this project for two years ending in February 2019

1.5. Research

Key knowledge gaps

- Sea turtles and fisheries interaction
- Satellite tracking
- Construction of a national stranding network
- Genetic structure of green turtles
- Identification of origin of strandings
- Identification of marine protected areas

On the other hand, there are plenty of arcane annual reports from different nesting sites. The urgent publication of such data carries great importance for the management and conservation of the species.

2. RMU: Green turtle (*Chelonia mydas*) Mediterranean

2.3. Distribution, abundance, trends

1.2.1. Nesting sites

The main nesting activity of the green turtles mainly occurs on the eastern beaches of the Mediterranean coast of Turkey (Figure 1). It is the same for green turtles, but not as much as the loggerheads, that they also nest on western beaches in low numbers. The westernmost green turtle nesting was recorded from Fethiye so far (Sözbilen et al. 2018). The peak nesting activity was recorded from Akyatan beach. Akyatan beach also hosts 20% of the total clutches recorded in the Mediterranean (Casale et al. 2018). The nesting sites with low nesting activity (<20 nests/yr) was not presented here.

The genetic structure of green turtles is described for Turkish coasts (Bagda et al. 2012). However, there is a lack of resolution in term of mt DNA markers due to fixation of single haplotype (Bagda et al. 2012). Recent study using STR analysis described some structure (Ticochinski et al. 2018) but the sample size from Turkey is too small.

1.2.2. Marine areas

Please see chapter 1.1.1 for Marine areas

2.3. Threats

2.3.1. Nesting sites

Since green turtle nesting sites mostly located far from tourism, the impact of tourism is limited for the green turtles in this area. However, the green turtle nesting sites remain within the industrial area and suffer mainly pollution and beach litter coming from other countries. In recent years, the

announced energy corridor close to the nesting beaches caused the construction of thermal power plants nearby nesting grounds.

Natural predation of eggs and hatchlings is another problem especially when not protected by cages. There are some unpublished case reports about dogs attacking and killing nesting females on the beach.

2.3.2. Marine Areas

Please see chapter 1.3.2 for Marine Areas.

2.4. Conservation

Please see chapter 1.4 for Conservation.

2.5. Research

Please see chapter 1.4 for Research.

Table 1. Main biology and conservation aspects of sea turtle Regional Management Units (RMU) occurring in Turkey.

	RMU	CC-Turkey	Ref #	CM-Turkey	Ref #	DC-Turkey
Occurrence						
Nesting sites		Y	62	Y	62	N
Pelagic foraging grounds		Y	91,112	Y	91,92,112	n/a
Benthic foraging grounds		Y	91, 112	Y	91, 112	Y
Key biological data						
Nests/yr: recent average (range of years)		3192 (2007-2016)		1961 (2008-2015)		n/a
Nests/yr: recent order of magnitude		3000-4000		1000-2000		n/a
Number of "major" sites (>20 nests/yr AND >10 nests/km yr)		6		6	62	n/a
Number of "minor" sites (<20 nests/yr OR <10 nests/km yr)		7		6	62	n/a
Nests/yr at "major" sites: recent average (range of years)		2909(2007-2016)		1931 (2008-2015)		n/a
Nests/yr at "minor" sites: recent average (range of years)		76 (n/a)		30 (n/a)		n/a
Total length of nesting sites (km)		289.1 km		163,4 km	62	n/a
Nesting females / yr		1064		654		n/a
Nests / female season (N)						n/a
Female remigration interval (yrs) (N)						n/a
Sex ratio: Hatchlings (F / Tot) (N)		0.56-0.94	80,81	0.71-0.93	82	n/a
Sex ratio: Immatures (F / Tot) (N)		n/a		n/a		n/a
Sex ratio: Adults (F / Tot) (N)		n/a		n/a		n/a
Min adult size, CCL or SCL (cm)		60 SCL		84 SCL	94	n/a
Age at maturity (yrs)		n/a		n/a		n/a
Clutch size (n eggs) (N)		76 (424)	84	114 (1135)	83	n/a

Emergence success (hatchlings/egg) (N)	0.56	84	0.77 (1335)	83	n/a
Nesting success (Nests/ Tot emergence tracks) (N)	0.34 (1316)	84	0.37 (5879)	83	n/a
Trends					
Recent trends (last 20 yrs) at nesting sites (range of years)					
Recent trends (last 20 yrs) at foraging grounds (range of years)	Up	93	Up	93	n/a
Oldest documented abundance: nests/yr (range of years)			n/a		n/a
Published studies					
Growth rates	N		N		N
Genetics	Y	85	Y	86	N
Stocks defined by genetic markers	Y	87	N		N
Remote tracking (satellite or other)	Y		Y	88	N
Survival rates	N		N		N
Population dynamics	Y	84	Y	83	N
Foraging ecology (diet or isotopes)	N		N		N
Capture-Mark-Recapture	N		N		N
Threats					
Bycatch: presence of small scale / artisanal fisheries?	Y (PLL, SN,)	62, 111, 112	Y (PLL,SN)	62,111, 112	Y (SN)
Bycatch: presence of industrial fisheries?	Y (BT)	62,110, 112	Y (BT)	62,110, 112	n/a
Bycatch: quantified?	Y	62,110, 111	Y	62,110, 111	n/a
Take. Intentional killing or exploitation of turtles	N		N		n/a
Take. Egg poaching	N	62	N	62	n/a

Coastal Development. Nesting habitat degradation	Y	62	Y	62	n/a
Coastal Development. Photopollution	Y		Y	62	n/a
Coastal Development. Boat strikes	Y	62	Y	62	n/a
Egg predation	Y	62	Y	62	n/a
Pollution (debris, chemical)	Y		Y		n/a
Pathogens	n/a		n/a		n/a
Climate change	Y	89	Y	90	n/a
Foraging habitat degradation	n/a		n/a		n/a
Other	Y (see text)		N		N
Long-term projects (>5yrs)					
Monitoring at nesting sites (period: range of years)	Y (1988-ongoing)		Y (1994-ongoing)		n/a
Number of index nesting sites	2		2		n/a
Monitoring at foraging sites (period: range of years)	Y (2007 ongoing)		n/a		n/a
Conservation					
Protection under national law	Y		Y		Y
Number of protected nesting sites (habitat preservation) (% nests)	7	#73,62	3	#73,62	n/a
Number of Marine Areas with mitigation of threats	2	#112	1	#112	n/a
N of long-term conservation projects (period: range of years)	>1 (1975-2011)		6 (2001-2017)		n/a
In-situ nest protection (eg cages)	Y		Y		n/a
Hatcheries	N		N		n/a
Head-starting	N		N		n/a
By-catch: fishing gear modifications (eg, TED, circle hooks)	Y	#108	Y	#108	n/a
By-catch: onboard best practices	Y	#110	Y	#110	n/a
By-catch: spatio-temporal closures/reduction	N		n/a		n/a
Other	Y (see text)		N		N

Table 2. The nesting beaches of Turkey.

RMU / Nesting beach name	Index site	Nests/yr: recent average (range of years)	Crawls/yr: recent average (range of years)	Western limit		Eastern limit		Central point		Length (km)	% Monitored	Reference #	Monitoring Level (1-2)	Monitoring Protocol (A-F)
				Long	Lat	Long	Lat	Long	Lat					
CC-TR														
Dalyan	Y	273 (1979,1988-2017)								4,7	100%	62,63,64,65,66		
Dalaman	N	78 (2002-2016)								10,4	100%	62,63,67		
Fethiye	Y	102 (1993-2007,2011-2017)								8,3	100%	62,63,68,69		
Patara	N	106 (1989,90,92,93,94,96-02, 04-16)								14		#2,3,4,5,6,7,8,9,10,11, 70		
Kale-Demre	N	67 (1994,98,2006)								8,5		2,71		
Fenike-Kumluca	N	184 (1979,88,94,98,2003)								21		72,4,2,71,73		
Çıralı	N	62 (1994-2011)								3,2	100%	#1,2	Level 1	Protocol B
Belek	N	866 (1994-2006)								16		2,74,75,76,77,78		
Kızılot	N	139 (1990,94,96-98)								8,5		2,4,71,79		
Demirtaş	N	109 (1996,2006)								7,8		26		
Anamur	N	733 (1990,94,96,2006,07)								12		2,95,96		
Göksu Delta	N	124 (1991,92,94,96,98,2004-2008)								34,7		2,9,98,99,100,101,102,103		
Alata	N	14 (2002,03,2005-06)								3		104, 105		

CM-TR													
Akyatan	Y	335 (1988,91,92,94-98,00-01,06-17)							22		#2,12,13,14,15,16,17,18,19,20,21,22,23,24,25,26,27,28	Level 1 (2006-17)	Protocol B
Sugözü	N	213 (2013)							3,4		107		
Kazanlı	Y	240(1988,90,93,94,96,99,2000-12)							4,5		#2,26,28,30,49,50,51,52,53,54,55,56,57,58,59,60,61		
Samandağ	N	420 (1988,-94,97-99,01-17)							14		#2,29,30,31,32,33,34,35,36,37,38,39,40,41,42,43,44,45,46,47,48		
Alata	N	187 (2002-2006)							3		104,105		
Davultepe	N	126 (2009-14)							2,8		106		

Table 3. International conventions protecting sea turtles and signed by Turkey.

International Conventions	Signed	Binding	Compliance measured and reported	Species	Conservation actions	Relevance to sea turtles
Bern Convention-Convention on the Conservation of European Wildlife and Natural Habitats	Y	Y		CM, CC	Species and habitat protection	Y
The Barcelona Convention for the Protection of the Marine Environment and Coastal Region of the Mediterranean	Y	Y		CM, CC	Protection of natural heritage	Y
CITES (the Convention on International Trade in Endangered Species of Wild Fauna and Flora)	Y	Y		CM, CC	Regulation of international wildlife trade, species protection	Y

References provided in the text

- Bağda, E. Bardakci, F. & Türkozan, O. 2012. Genetic Structure of Green Turtle (*Chelonia mydas*) Populations in Turkey. *Biochemical Systematics and Ecology* 43: 192-199.
- Başkale, E., Sözbilen, D., Katılmış, Y., Azmaz, M. & Kaska, Y. 2018. An evaluation of sea turtle strandings in the Fethiye- Göcek Specially Protected Area : An important foraging ground with an increasing mortality rate. *Ocean and Coastal Management* 154 : 26-33.
- Casale, P. & Mariani, P. 2014. The first 'lost year' of Mediterranean Sea turtles: dispersal patterns indicate subregional management unit for conservation. *Marine Ecology Progress Series* 498: 263-274.
- Casale P, Broderick A, , Camiñas JA, Cardona L, Carreras C, Demetropoulos A, Fuller WJ, Godley BJ, Hochscheid S, Kaska Y, Lazar B, Margaritoulis D, Panagopoulou A, Rees AF, Tomas J, Turkozan O. 2018. Mediterranean sea turtle populations: current knowledge and conservation and research priorities. *Endangered Species Research* (in print)
- Okuş, E., Sur, H.İ., Yüksek, A., Yılmaz, İ.N., Aslan Yılmaz, A., Karhan, S.Ü., Öz, M.İ., Demirel, N., Taş, S., Altok, A., Müftüoğlu, A.E., Gazioğlu, C., and Yücel, Z.. 2004. Marine Biological Diversity Assessment of Datça-Bozburun Specially Protected Area, Final Report, İstanbul University Institute of Marine Sciences and Management, İstanbul.
- Oruç, A. 2001. Trawl fisheries in the eastern Mediterranean and their impact on marine turtles. *Zoology in the Middle East* 24: 119–125.
- Stokes, K.L, Broderick, A.C, Canbolat, A.F, Candan, O. et al. 2015. Migratory corridors and foraging hotspots: Critical habitats identified for Mediterranean green turtles. *Divers Distrib* 21:665-674
- Tonay, A. & Oruc, A. 2017. The Sea of Marmara Marine Biodiversity, Fisheries, Conservation and Governance. P. 843-848. Turkish Marine Research Foundation (TUDAV) Publication No :42, İstanbul, Turkey. ISBN : 978-975-8825-34-9.
- Tural, U., Çiçek, Ö. & Kaş Sahil Güvenlik Bot Komutanlığı. 2010. Karaya Vuran Deniz Kaplumbağaları için Yerel Veri Tabanı Oluşturulması: Kaş Örneği; Üçüncü Ulusal Deniz Kaplumbağaları Sempozyumu Bildiri Özetleri Kitabı, Mersin.
- Turkecan, O. & Yerli, S.V. 2011. Satellite tracking of adult € green sea turtles from Turkey: a long distance diary. *Marine Turtle Newsletter*, 131, 38–41
- Shamblin, B. M., Bolten, A.B., Abreu-Grobois, F. A., Bjorndal, K.A., Cardona, L., Carreras, C., Clusa, M., Monzon-Arguello, C., Nairn, C.J., Nielsen, J.T., Nei, R., Soares, L. S., Stewart, K. R., Vilaça, S. T., Türkozan, O., Yılmaz, C. & Dutton, P. H. 2014. Geographic patterns of genetic variation in a broadly distributed marine vertebrate: New insights into loggerhead turtle stock structure from expanded mitochondrial DNA sequences. *PLOS ONE* 9 (1): 1-12.
- Soysal, E. 2015. Temmuz 2015 Kaş-Kekova alan çalışması notları.WWF-Türkiye.
- Sözbilen, D., Başkale, E., Katılmış, Y., Azmaz, M. & Kaska, Y. 2018. Green Turtle Nesting Activities at the Westernmost Mediterranean Coast of Turkey: A New Green Turtle Nest Record From Göcek, Turkey. 38th Annual Symposium on Sea Turtle Biology and Conversation, 18-23 February 2018, Kobe, Japan

Sürücü, B., Türkozan, O. & Uzuner, M. 2017. Kuşadası ve Civarında nadir görülen yuvalamalar, koruma kurtarma ve farkındalık çalışmaları. V. Ulusal Deniz Kaplumbağları sempozyumu, Kuşadası. Özet kitapçığı pp 3.

Türkozan, O. Yalçın-Özdilek, Ş., Ergene, S., Uçar, A. S., Sönmez, B., Yılmaz, C., Kaçar, Y. & Aymak, C. 2013. Strandings of loggerhead (*Caretta caretta*) and green (*Chelonia mydas*) sea turtles along the eastern Mediterranean coast of Turkey. Herpetological Journal 23: 11-15.

Türkozan, O., Yılmaz, C., Uçar, H.A., Carreras, C., Ergene, S., Aymak, C. & Karaman, S. 2018. Local differentiation in the origin of stranded loggerhead turtles, *Caretta caretta*, within an eastern Turkey foraging area. Oceans and Coastal Management 153:70-75

Yılmaz, C., Türkozan, O. & Bardakci, F. 2011. Genetic Structure of Loggerhead Turtle (*Caretta caretta*) Populations in Turkey. Biochemical Systematics and Ecology 39: 266-276.

Yokeş, B. 2003. Marine Biological Richness Assessment Report of WWF Turkey's Ecoregional Conservation and Responsible Tourism on the Lycian Coast Project, Istanbul.

References provided in the Tables

- 1 Durmus, H. ve Oruc, A. 2011. Çıralı, Maden Koyu, Beycik Bükü, Küçük Boncuk Koyu ve Tekirova Bükü kumsalları Deniz Kaplumbağası (*Caretta caretta*) ve Yumuşak Kabuklu Nil Kaplumbağası (*Trionyx triunguis*) Populasyonlarının Araştırılması, İzlenmesi ve Korunması Çalışması Kesin Rapor. WWF-Türkiye. (Final Report to Turkish Ministry of Environment and Forestry).
- 2 Yerli, S. and Demirayak, F. 1996. Marine Turtles in Turkey: A Survey on Nesting Site Status. DHKD. CMS Report No:96/4. Istanbul. ISBN-975-96081-0-3.
- 3 Yerli, S. V. 1990. Patara Kumsal (Antalya)'na yuva yapan deniz kaplumbağaları (*Caretta caretta* Linnaeus) üzerine incelemeler, Hacettepe Fen ve Müh. Bil. Dergisi, 11: 133-143.
- 4 Baran, İ., Durmuş, H., Çevik, E., Üçüncü, S. ve Canbolat, A. F. 1992. Türkiye deniz kaplumbağaları stok tesbiti, Doğa-Tr. J. of Zoology, 16: 119-139.
- 5 Kaska, Y. 1993. Kızılot ve Patara *Caretta caretta* populasyonunun araştırılması, Master Tezi, D.E.Ü. Fen Bilimleri Enstitüsü, İzmir, 28 s.
- 6 Canbolat, A. F. 1997. Dalyan ve Patara *Caretta caretta* (Linnaeus 1758) Deniz Kaplumbağası Populasyonlarının Biyolojisi, Doktora Tezi, HÜ FBE, Ankara, 454 sayfa.
- 7 Baran, İ., Türkozan, O., Ilgaz, Ç., Kaska, Y. ve Sak S. 1996. Research on the marine turtle populations of Dalyan, Fethiye, Patara and Belek Beaches, Final Report, İzmir, 44 p.
- 8 Baran, İ., Türkozan, O., Ilgaz, Ç., Sak S. ve Taşkın N. 1997. Research on the marine turtle populations of Dalyan, Fethiye, Patara and Belek Beaches, Final Report, İzmir, 39 p.
- 9 Yerli, S. V. and Canbolat, A. F. 1998b. Özel Çevre Koruma Bölgeleri'nde (Köyceğiz-Dalyan, Patara, Fethiye-Çalış, Belek ve Göksu Deltası) Deniz Kaplumbağalarının Korunmasına Yönelik Yönetim Planı İlkeleri, Çevre Bakanlığı, ÖÇKKB Yayınları, ISBN 975-7347-43-4, Ankara, 82 p.
- 10 Canbolat, A. F. 1999. Köyceğiz-Dalyan ve Patara Özel Çevre Koruma Bölgeleri'ndeki kumsallarda deniz kaplumbağalarının popülasyonlarının araştırılması, ÖÇKKB Sonuç Raporu, Ankara, 73 s. (Final Report to Specially Protected Areas Directorate-APSA)
- 11 ENVÇEVRE. 2016. Patara Özel Çevre Koruma Bölgesi Tür ve Habitat İzleme Projesi Kapsamında Patara Kumsal Alanında Deniz Kaplumbağaları (*Caretta caretta* ve *Chelonia mydas*) ve Nil Kaplumbağası (*Trionyx triunguis*) Popülasyonlarının Araştırılması, İzlenmesi ve Korunması Projesi. 83p. (Final Report to Turkish Ministry of Environment and Urbanization)
- 12 Gerosa G., Aureggi, M., Cesale, P. & Yerli, S. 1998. Green Turtle Nesting at Akyatan beach, Turkey, 1994-1997. Marine Turtle Newsletter, 81;4-5.

-
- 13 Oruç, A., Karabacak, Ö., Kaçar, Ü.H. 2002. Akyatan Deniz Kaplumbağası Yuvalama Kumsalı Değerlendirme Raporu 2002. WWF-Türkiye, Çukurova Üniversitesi, Doğu Akdeniz Orman Bölge Müdürlüğü, 2002. İstanbul. (Final Report to Regional Directorate of Turkish Ministry of Forestry, Adana)
- 14 Türkozan, O., Yılmaz, C., Oruç, A., 2006. Tuzla, Akyatan ve Yumurtalık Tabiatı Koruma Alanı Kumsalları Deniz Kaplumbağası (*Chelonia mydas*, *Caretta caretta*) ve Yumuşak Kabuklu Nil Kaplumbağası (*Trionyx triunguis*) Popülasyonlarının Araştırılması, İzlenmesi ve Korunması Çalışması. Kesin Rapor, Kasım 2006, WWF-Türkiye İstanbul, Türkiye. (Final Report to Regional Directorate of Turkish Ministry of Environment and Forestry in Adana)
- 15 Yılmaz, C., Türkozan, O., Oruç, A., Yerli, A., Türkecan, O. 2007. Tuzla, Akyatan ve Yumurtalık Tabiatı Koruma Alanı Kumsalları Deniz Kaplumbağası (*Chelonia mydas*, *Caretta caretta*) ve Yumuşak Kabuklu Nil Kaplumbağası (*Trionyx triunguis*) Popülasyonlarının Araştırılması, İzlenmesi ve Korunması Çalışması. Kesin Rapor, Kasım 2007, WWF-Türkiye İstanbul, Türkiye. (Final Report to Regional Directorate of Turkish Ministry of Environment and Forestry in Adana)
- 16 Yılmaz, C., Türkozan, O., Oruç, A. 2008. Tuzla, Akyatan ve Yumurtalık Tabiatı Koruma Alanı Kumsalları Deniz Kaplumbağası (*Chelonia mydas*, *Caretta caretta*) ve Yumuşak Kabuklu Nil Kaplumbağası (*Trionyx triunguis*) Popülasyonlarının Araştırılması, İzlenmesi ve Korunması Çalışması. Kesin Rapor, Kasım 2008, WWF-Türkiye İstanbul, Türkiye. (Final Report to Regional Directorate of Turkish Ministry of Environment and Forestry in Adana)
- 17 Yılmaz, C., Türkozan, O., Oruç, A. 2009. Tuzla, Akyatan ve Yumurtalık Tabiatı Koruma Alanı Kumsalları Deniz Kaplumbağası (*Chelonia mydas*, *Caretta caretta*) ve Yumuşak Kabuklu Nil Kaplumbağası (*Trionyx triunguis*) Popülasyonlarının Araştırılması, İzlenmesi ve Korunması Çalışması. Kesin Rapor, Kasım 2009, WWF-Türkiye İstanbul, Türkiye. (Final Report to Regional Directorate of Turkish Ministry of Environment and Forestry in Adana)
- 18 Yılmaz, C., Türkozan, O., Oruç, A. 2010. Tuzla, Akyatan ve Yumurtalık Milli Parkı Kumsalları Deniz Kaplumbağası (*Chelonia mydas*, *Caretta caretta*) ve Yumuşak Kabuklu Nil Kaplumbağası (*Trionyx triunguis*) Popülasyonlarının Araştırılması, İzlenmesi ve Korunması Çalışması. Kesin Rapor, Kasım 2010, WWF-Türkiye İstanbul, Türkiye. (Final Report to Regional Directorate of Turkish Ministry of Environment and Forestry in Adana)
- 19 Yılmaz, C., Türkozan, O., Oruç, A. 2011. Tuzla, Akyatan ve Yumurtalık Lagünleri Kumsalları Deniz Kaplumbağası (*Chelonia mydas*, *Caretta caretta*) ve Yumuşak Kabuklu Nil Kaplumbağası (*Trionyx triunguis*) Popülasyonlarının Araştırılması, İzlenmesi ve Korunması Çalışması. Kesin Rapor, Kasım 2011, WWF-Türkiye İstanbul, Türkiye. (Final Report to Regional Directorate of Turkish Ministry of Forestry and Water Affairs in Adana)
- 20 Yılmaz, C., Türkozan, O., Oruç, A. 2012. Tuzla, Akyatan ve Yumurtalık Lagünleri Kumsalları Deniz Kaplumbağası (*Chelonia mydas*, *Caretta caretta*) ve Yumuşak Kabuklu Nil Kaplumbağası (*Trionyx triunguis*) Popülasyonlarının Araştırılması, İzlenmesi ve Korunması Çalışması. Kesin Rapor, Kasım 2012, WWF-Türkiye İstanbul, Türkiye. (Final Report to Regional Directorate of Turkish Ministry of Forestry and Water Affairs in Adana)
- 21 Yılmaz, C., Türkozan, O., Oruç, A. 2013. Tuzla, Akyatan ve Yumurtalık Lagünleri Kumsalları Deniz Kaplumbağası (*Chelonia mydas*, *Caretta caretta*) ve Yumuşak Kabuklu Nil Kaplumbağası (*Trionyx triunguis*) Popülasyonlarının Araştırılması, İzlenmesi ve Korunması Çalışması. Kesin Rapor, Kasım 2013, WWF-Türkiye İstanbul, Türkiye. (Final Report to Regional Directorate of Turkish Ministry of Forestry and Water Affairs in Adana)
- 22 Yılmaz, C., Oruç, A., 2014. Tuzla, Akyatan ve Yumurtalık Lagünleri Kumsalları Deniz Kaplumbağası (*Chelonia mydas*, *Caretta caretta*) ve Yumuşak Kabuklu Nil Kaplumbağası (*Trionyx triunguis*) Popülasyonlarının Araştırılması, İzlenmesi ve Korunması Çalışması. Kesin Rapor, Kasım 2014, WWF-Türkiye İstanbul, Türkiye. (Final Report to Regional Directorate of Turkish Ministry of Forestry and Water Affairs in Adana)

- 23 Yılmaz, C., Oruç, A., 2015. Tuzla, Akyatan ve Yumurtalık Lagünleri Kumsalları Deniz Kaplumbağası (*Chelonia mydas*, *Caretta caretta*) ve Yumuşak Kabuklu Nil Kaplumbağası (*Trionyx triunguis*) Popülasyonlarının Araştırılması, İzlenmesi ve Korunması Çalışması. Kesin Rapor, Kasım 2015, WWF-Türkiye İstanbul, Türkiye. (Final Report to Regional Directorate of Turkish Ministry of Forestry and Water Affairs in Adana)
- 24 Yılmaz, C., Oruç, A., 2016. Tuzla, Akyatan ve Yumurtalık Lagünleri Kumsalları Deniz Kaplumbağası (*Chelonia mydas*, *Caretta caretta*) ve Yumuşak Kabuklu Nil Kaplumbağası (*Trionyx triunguis*) Popülasyonlarının Araştırılması, İzlenmesi ve Korunması Çalışması. Kesin Rapor, Kasım 2016, WWF-Türkiye İstanbul, Türkiye. (Final Report to Regional Directorate of Turkish Ministry of Forestry and Water Affairs in Adana)
- 25 Yılmaz, C., Oruç, A., 2017. Tuzla, Akyatan ve Yumurtalık Lagünleri Kumsalları Deniz Kaplumbağası (*Chelonia mydas*, *Caretta caretta*) ve Yumuşak Kabuklu Nil Kaplumbağası (*Trionyx triunguis*) Popülasyonlarının Araştırılması, İzlenmesi ve Korunması Çalışması. Kesin Rapor, Ekim 2017, WWF-Türkiye İstanbul, Türkiye. (Final Report to Regional Directorate of Turkish Ministry of Forestry and Water Affairs in Adana)
- 26 Yerli, S.V. and Canbolat, A.F., 1998. Doğu Akdeniz Bölgesi'ndeki deniz kaplumbağalarının korunmasına yönelik yönetim planı ilkeleri. Çevre Bakanlığı, Çevre Koruma Genel Müdürlüğü, Ankara.
- 27 Whitmore, C.1991. Mediterranean marine turtles: Akyatan situation report. WWF Project 3852. DHKD, İstanbul.
- 28 Baran, İ.ve Kasperek, M. 1989. Marine Turtles in Turkey. Status survey 1988 and recommendation for conservation and management, WWF Report, Hiedelberg, Pp: 123.ISBN 3-925064-07-09
- 29 Yerli, S.V., Canbolat, A.F., Ozaner F. S. 1997. Deniz Kaplumbağalarının Koruma Amaçlı Yönetim Planının Hazırlanması. Çevre Bakanlığı Çevre Koruma Genel Müdürlüğü. Ankara.
- 30 Durmus, S.H. 1998. An investigation on biology and ecology of sea turtle populations on Kazanlı and Samandag beaches. Dokuz Eylül University, Graduate School of Natural and Applied Sciences.
- 31 Demirayak, F. 1999. The status of the green turtle, *Chelonia mydas*, nesting habitat in Kazanlı. – Medasset, Report submitted to the 19th Meeting of the Standing Committee of the Convention on the Conservation of European Wildlife and Natural Habitats (Bern Convention). Strasbourg.
- 32 Yalçın, Ş., 2003. Evaluation of Conservation Programme for *Chelonia mydas* in Samandag Coast: A Two Year Study of Monitoring on Green Sea Turtles. Proceedings of the First International Conference on Environmental Research and Assessment, University of Bucharest, Romania, 1-8.
- 33 Yalçın-Özdilek, Ş. ve Sönmez B. 2003. Samandağ Kumsalları'nda 2001-2003 Yıllarında Yapılan Yeşil Kaplumbağaları (*Chelonia mydas*) Koruma Çalışmaları Sonuçlarının Değerlendirilmesi. I. Ulusal Deniz Kaplumbağaları Sempozyumu 4- Aralık 2003. İstanbul.
- 34 Yalçın Özdilek Ş., Özdilek H.G., Kaska Y., Ozaner S., Sangün M.K., Sönmez B., 2006a. Samandağ kumsalındaki fiziksel ve kimyasal bazı parametrelerin yeşil kaplumbağaların (*Chelonia mydas* L., 1758) yuva dağılımı, yoğunluğu ve eşey oluşumları üzerine etkilerinin belirlenmesi ve bu konuda bir eğitim programının uygulanması TÜBİTAK YDABAG 103Y058 nolu proje raporu 138 s.
- 35 Yalçın-Özdilek Ş., Kaska Y., Olgun Ö.S., Sönmez B. 2006b. Samandag Deniz Kaplumbağalarının (*Chelonia mydas* ve *Caretta caretta*) İzlenmesi, Eşey Oranlarının Belirlenmesi, Erozyon ve Diğer Tehditleri Üzerine Bir Eğitim Programı Hazırlanması ve Uygulanması Proje No: YDABAG-104Y055, 74 s.
- 36 Yalçın-Ozdilek Ş., & Sönmez B., 2006a. Some properties of new nesting areas of sea turtles in northeastern Mediterranean situated on the extension of the Samandag Beach, Turkey. Journal of Environmental Biology 27 (3) 537 – 544

- 37 Yalçın-Özdilek Ş., & Sönmez B., 2006a. Some properties of new nesting areas of sea turtles in northeastern Mediterranean situated on the extension of the Samandag Beach, Turkey. *Journal of Environmental Biology* 27 (3) 537 – 544
- 38 Yalçın-Özdilek Ş., & Sönmez B., 2007. Samandağ Kumsalı'nda Deniz Kaplumbağaları (*Chelonia mydas* ve *Caretta caretta*) Alan Koruma Çalışmaları (2007). Samandağ Kaymakamlığı Köylere Hizmet Götürme Birliği. Rapor No.0182 36s.(Final Report to Regional Directorate of Turkish Ministry of Environment and Forestry in Hatay)
- 39 Yalçın-Özdilek Ş. & Sönmez B. 2008. Samandağ Kumsalı'nda Deniz Kaplumbağaları (*Chelonia mydas* ve *Caretta caretta*) Alan Koruma Çalışmaları (2008). Samandağ Kaymakamlığı Köylere Hizmet Götürme Birliği. Rapor No:0182. 36s.(Final Report to Regional Directorate of Turkish Ministry of Environment and Forestry in Hatay)
- 40 Yalçın-Özdilek Ş. & Sönmez B. 2009. Samandağ Kumsalı'nda Deniz Kaplumbağaları (*Chelonia mydas* ve *Caretta caretta*) Alan Koruma Çalışmaları (2009). Samandağ Kaymakamlığı Köylere Hizmet Götürme Birliği. Rapor No: 0-193 (Final Report to Regional Directorate of Turkish Ministry of Environment and Forestry in Hatay)
- 41 Yalçın-Özdilek Ş. & Sönmez B. 2010. Samandağ Kumsalı'nda Deniz Kaplumbağaları (*Chelonia mydas* ve *Caretta caretta*) Alan Koruma Çalışmaları (2010). Samandağ Kaymakamlığı Köylere Hizmet Götürme Birliği. Rapor No: 0-196 (Final Report to Regional Directorate of Turkish Ministry of Environment and Forestry in Hatay)
- 42 Sönmez B. Yalçın-Özdilek Ş. & Gürsoy S. 2011. Hatay ili Samandağ kumsalı deniz kaplumbağası (*Chelonia mydas* ve *Caretta caretta*) popülasyonlarının araştırılması ve korunması (2011) Kesin Rapor. Samandağ Kaymakamlığı Köylere Hizmet Götürme Birliği. (Final Report to Regional Directorate of Turkish Ministry of Forestry and Water Affairs in Hatay)
- 43 Sönmez B. & Sönmez M.A. 2012. Hatay ili Samandağ kumsalı deniz kaplumbağası (*Chelonia mydas* ve *Caretta caretta*) popülasyonlarının araştırılması ve korunması (2012) Kesin Rapor. Samandağ Çevre Koruma ve Turizm Derneği. Rapor No:1 (Final Report to Regional Directorate of Turkish Ministry of Forestry and Water Affairs in Hatay)
- 44 Sönmez B. 2013. Hatay ili Samandağ kumsalı deniz kaplumbağası (*Chelonia mydas* ve *Caretta caretta*) popülasyonlarının araştırılması ve korunması (2013) Kesin Rapor. Samandağ Çevre Koruma ve Turizm Derneği. Rapor No: DMRBS-02. (Final Report to Regional Directorate of Turkish Ministry of Forestry and Water Affairs in Hatay)
- 45 Sönmez B. 2014. Hatay ili Samandağ kumsalı deniz kaplumbağası (*Chelonia mydas* ve *Caretta caretta*) popülasyonlarının araştırılması ve korunması (2014) Kesin Rapor. Samandağ Çevre Koruma ve Turizm Derneği. Rapor No: DMRBS-03. (Final Report to Regional Directorate of Turkish Ministry of Forestry and Water Affairs in Hatay)
- 46 Sönmez B. 2015. Hatay ili Samandağ kumsalı deniz kaplumbağası (*Chelonia mydas* ve *Caretta caretta*) popülasyonlarının araştırılması ve korunması (2015) Kesin Rapor. Samandağ Çevre Koruma ve Turizm Derneği. Rapor No: DMRBS-04. (Final Report to Regional Directorate of Turkish Ministry of Forestry and Water Affairs in Hatay)
- 47 Sönmez B. 2016. Hatay ili Samandağ kumsalı deniz kaplumbağası (*Chelonia mydas* ve *Caretta caretta*) popülasyonlarının araştırılması ve korunması (2016) Kesin Rapor. Samandağ Çevre Koruma ve Turizm Derneği. (Final Report to Regional Directorate of Turkish Ministry of Forestry and Water Affairs in Hatay)
- 48 Sönmez B. 2017. Hatay ili Samandağ kumsalı deniz kaplumbağası (*Chelonia mydas* ve *Caretta caretta*) popülasyonlarının araştırılması ve korunması (2017) Kesin Rapor. Samandağ Çevre Koruma ve Turizm Derneği. (Final Report to Regional Directorate of Turkish Ministry of Forestry and Water Affairs in Hatay)
- 49 Baran, İ., Durmuş, H., Çevik, E., Üçüncü, S., Canbolat, A. F.1992 "Türkiye Deniz Kaplumbağaları Stok Tespiti". *Tr. J. of Zoology* 16:119-139.

- 50 Demirayak, F. "The status of green turtle *Chelonia mydas* nesting habitat in Kazanlı, Akyatan and Samandagi on the Turkish Mediterranean coast, Medasset (UK)". Report for Bern Convention T-PVS, 74, (1999).
- 51 Medasset, 2000. "Habitat assessment of the remaining significant nesting sites of the green turtle (*Chelonia mydas*) on the Turkish Mediterranean coast: Kazanlı, Akyatan and Samandağı". Rep.for Bern Convention.T-PVS (2000), 56.
- 52 Aureggi, M. "Green turtle monitoring programme Kazanlı beach, Turkey". UNEP, Mediterranean Action Plan, Regional Activity Centre for Specially Protected Areas- Boulevard de l'Environnement, BP 337-1080 Cedex-Tunisie, (2001).
- 53 Canbolat, A. F. 2004. "Deniz kaplumbağaları Etki Değerlendirme Projesi Biyo-Ekolojik Araştırmalar Alt Projesi, Kazanlı Kumsalı Deniz Kaplumbağası Populasyonunu İzleme Projesi-2003", Sonuç Raporu, Soda Sanayii A.Ş. Mersin, Haziran, 2004.
- 54 Elmaz, Ç. ve Kalay, M. 2006. "*Chelonia mydas* (L. 1758) ve *Caretta caretta* (L. 1758)'nın Kazanlı Kumsalı'ndaki üreme başarısı", Ekoloji, 58: 28-32.
- 55 Kasperek, M. "Report on Green Turtle (*Chelonia mydas*) Conservation Monitoring in Kazanlı, Turkey". Report by the NGO, Document prepared by MEDASSET (The Mediterranean Association to Save the Sea Turtles). The 25th Meeting of the Standing Committee of the Convention on the Conservation of European Wildlife and Natural Habitats (Bern Convention), Strasbourg, 28 November - 01 December 2005. T- PVS/Files (2005), 10, (2005).
- 56 Ergene S., Uçar A. H., Aymak C., "Mersin İli Alata, Kazanlı ve Anamur Kumsalı Deniz Kaplumbağası (*Caretta caretta*, *Chelonia mydas*) ve Yumuşak Kabuklu Nil Kaplumbağası (*Trionyx triunguis*) Populasyonlarının Araştırılması, İzlenmesi ve Korunması Faaliyeti Hizmet Alım İş'i", Mersin İl Çevre ve Orman Md., Akademi Çevre Dan. A.Ş, Kesin Rapor, Kasım (2006c).(Final Report to Regional Directorate of Turkish Ministry of Environment and Forestry in Mersin)
- 57 Durmuş, S. H. ve Oruç, A. 2007. Mersin, Kazanlı'da Deniz Kaplumbağası (*Chelonia mydas* ve *Caretta caretta*) Populasyonlarının Araştırılması, İzlenmesi ve Korunması Çalışması. WWF-Türkiye.İstanbul. ISBN 978-9944-5919-5-9.
- 58 Ergene, S., Kaçar, Y., Uçar, A. H., Aymak C., Yaşar, Ü., Şengezer, S. N.(2009). Mersin İli, Kazanlı Kumsalı Deniz Kaplumbağası (*Chelonia mydas* ve *Caretta caretta*) Populasyonlarının Araştırılması, İzlenmesi ve Korunması Projesi – 2009", 48 s., Mersin, (Yayınlanmamış rapor).(Final Report to Regional Directorate of Turkish Ministry of Environment and Forestry in Mersin)
- 59 Ergene, S., Kaçar, Y., Uçar, A. H., Aymak C., Şengezer, S. N., Erkek, M., Sağaltıcı, E.(2010) "Mersin İli, Kazanlı Kumsalı Deniz Kaplumbağası (*Chelonia mydas* ve *Caretta caretta*) Populasyonlarının Araştırılması, İzlenmesi ve Korunması Projesi – 2010", 80 s., Mersin, (Yayınlanmamış rapor).(Final Report to Regional Directorate of Turkish Ministry of Environment and Forestry in Mersin)
- 60 Ergene, S., Kaçar, Y., Uçar, A. H., Aymak C., Şengezer, S. N., Erkek, M., Sağaltıcı, E. 2011."Mersin İli, Kazanlı Kumsalı Deniz Kaplumbağası (*Chelonia mydas* ve *Caretta caretta*) Populasyonlarının Araştırılması, İzlenmesi ve Korunması Projesi – 2011", 99 s., Mersin, (Yayınlanmamış rapor). (Final Report to Regional Directorate of Turkish Ministry of Forestry and Water Affairs in Mersin)
- 61 "MEU-DEKUYAM. 2012. Mersin İli, Kazanlı Kumsalı Deniz Kaplumbağası (*Chelonia mydas* ve *Caretta caretta*) Populasyonlarının Araştırılması, İzlenmesi ve Korunması Projesi 2012. (Final Report to Regional Directorate of Turkish Ministry of Forestry and Water Affairs in Mersin)
- "
- 62 Türkozan, O. ve Kaska, Y. (2010). Turkey: In: Sea Turtles in the Mediterranean: Distribution, Threats and conservation priorities (Casale and Margaritoulis (Eds)). Gland. Switzerland, IUCN, p 257-294.

- 63 Kaska, Y., Başkale, E., Katılmış, Y., Sözbilen, D., Azmaz, M. (2016). Monitoring and conservation studies of sea turtles (*Caretta caretta*) during the 2016 nesting season on Muğla sea turtle nesting beaches. ISBN: 978-605-82923-0-7, 52 pp, Denizli, Turkey.
- 64 Kaska, Y., Başkale, E., Katılmış, Y., Sözbilen, D., Sezgin, Ç., Candan, A.Y., Polat, F. (2015) "Monitoring and Conservation Project of Sea Turtle (*Caretta caretta*, *Chelonia mydas*) and Soft Shelled Nile Turtle (*Trionyx triunguis*) Populations within the Scope of Köyceğiz-Dalyan Specially Protected Area- Monitoring Species and habitat Project 2014", Turkish Ministry Of Environment And Forestry, Environmental Protection Agency for Special Areas,
- 65 Kaska, Y., Başkale, E., Katılmış, Y., Sözbilen, D., Azmaz, M., ve Candan, A.Y. (2016). Köyceğiz-Dalyan Özel Çevre Koruma Bölgesi, Dalyan (İztuzu) Kumsal Alanında 2016 Yılı İçin Deniz Kaplumbağaları (*Caretta caretta*, *Chelonia mydas*) Ve Nil Kaplumbağası (*Trionyx triunguis*) Populasyonlarının Korunması Ve İzlenmesi Projesi. Muğla Sitki Koçman Üniversitesi İktisadi İşletmesi, Muğla.
- 66 Kaska, Y., Başkale, E., Katılmış, Y., Sözbilen, D., Azmaz, M. (2017). Köyceğiz-Dalyan Özel Çevre Koruma Bölgesi, Dalyan (İztuzu) Kumsal Alanında 2017 Yılı İçin Deniz Kaplumbağaları (*Caretta caretta*, *Chelonia mydas*) Ve Nil Kaplumbağası (*Trionyx triunguis*) Populasyonlarının Korunması Ve İzlenmesi Projesi. Muğla Sitki Koçman Üniversitesi İktisadi İşletmesi, Muğla.
- 67 Kaska, Y., Başkale, E., Urhan, R., Katılmış, Y., Gidiş, M., Sarı, F., Sözbilen, D., Canbolat, A.F., Yılmaz, F., Barlas, M., Özdemir, N., ve Özkul (2010). Natural and anthropogenic factors affecting the nest-site selection of Loggerhead Turtles, *Caretta caretta*, on Dalaman-Sarıyerme beach in South-west Turkey. *Zoology in the Middle East*, 50:47-58.
- 68 Başkale, E., Katılmış, Y., Azmaz, M., Sözbilen, D., Polat, F., Lambropoulos, M., Fellhofer-Mihcioglu, C., Stachowitsch, M. and Kaska, Y. (2016). Monitoring and Conservation of Loggerhead Turtle's nests on Fethiye Beaches, Turkey. *Biharean Biologist*, 10(1):20-23.
- 69 Kaska, Y., Başkale, E., Katılmış, Y., Azmaz, M., Sözbilen, D. (2017). Fethiye-Göcek Özel Çevre Koruma Bölgesi, Fethiye Kumsal Alanında 2017 Yılı İçin Deniz Kaplumbağası (*Caretta caretta*, *Chelonia mydas*) Populasyonlarının Korunması Ve İzlenmesi, T.C. ÇEVRE VE ŞEHİRCİLİK BAKANLIĞI, TABİAT VARLIKLARINI KORUMA GENEL MÜDÜRLÜĞÜ. Proje Raporu, Ankara.
- 70 Olgun et al (2016). Nesting activity of sea turtles, *Caretta caretta* (Linnaeus, 1758) and *Chelonia mydas* (Linnaeus, 1758) (Reptilia, Cheloniidae), at Patara Beach (Antalya, Turkey) over four nesting seasons. *Turk J Zool* (2016) 40: 215-222
- 71 Yerli, S.V., Canbolat, A.F., Uluğ, H., Doğan, O., 1998. Batı Akdeniz Bölgesi'ndeki Deniz Kaplumbağalarının Korunmasına Yönelik Yönetim Planı İlkeleri [Principles of management plans for the conservation of marine turtles in the western Mediterranean]. Çevre Bakanlığı [Ministry of Environment], Ç.K.G.M. yayını Ankara, pp 90.
- 72 Geldiay, R., Koray, T., Balık, S. (1982) Status of the sea turtle population (*Caretta caretta* and *Chelonia mydas*) in the Northern Mediterranean Sea, Turkey, in: Bjorndal, K.A. (Ed.), *Biology and Conservation of Sea turtles*, Washington, D.C., pp. 425-434.
- 73 Oruç, A., Türkozan, O., Durmuş, S.H (2003) Deniz kaplumbağalarının izinde: Deniz kaplumbağası yuvalama kumsalları değerlendirme raporu 2003 [On the trace of marine turtles: Marine turtle nesting beaches evaluation report, 2003], WWF-Turkey, İstanbul. 96 pp.
- 74 Whitmore, C., 1995. Survey of sea turtle nesting and conservation management requirements at Belek, Turkey 1995. Report for DHKD, 26pp.
- 75 Sak, S., Baran, İ. (2001) Research on the sea turtle population of Belek beach. *Turkish Journal of Zoology* 25, 361-367.
- 76 Canbolat, A.F. (2004) A review of sea turtle nesting activity along the Mediterranean coast of Turkey. *Biological Conservation* 116, 81-91.
- 77 Taşkavak, E., Türkozan, O., Kiremit, F., Türkecan, O., Güçlü, Ö., Akçınar, C., Yılmaz, C., Tuncay, D., 2006. A review of 2005 marine turtle nesting season on five beaches (Dalyan, Fethiye, Patara, Belek, Göksu Delta) in Turkey, in: Frick, M., Panagopoulou, A., Rees A.F., Williams, K. (Compilers), *Book of abstracts, 26th Annual Symposium on Sea Turtle Biology and Conservation*, p. 328.

- 78 Canbolat, A.F., Kaska, Y., Candan, O., Atatuñç, K.Y., Sözbilen, D., Akbaba, B., Özyaydınlı, M., Metin, H. (2007) Deniz kaplumbağası yuvalama kumsallarında (Dalyan, Dalaman, Fethiye, Patara, Belek, Demirtaş, Göksu Deltası ve Sugözü-Yumurtalık) 2006 yılı yuvalama sonuçları [Nesting results on marine turtle nesting beaches (Dalyan, Dalaman, Fethiye, Patara, Belek, Demirtaş, Göksu Deltası ve Sugözü- Yumurtalık) in 2006]. 2nd National Marine Turtle Symposium, 25-27 October 2007 Dalyan-Muğla.
- 79 Türkozan, O. (2000) Reproductive ecology of the loggerhead turtle, *Caretta caretta*, on Fethiye and Kızılot beaches, Turkey. *Chelonian Conservation and Biology* 3, 686-692.
- 80 Sarı F, Kaska Y (2015) Loggerhead sea turtle hatchling sex ratio differences between two nesting beaches in Turkey. *Israel Journal of Ecology and Evolution* 61:115-129
- 81 Kaska Y, Downie R, Tippett R, Furness RW (1998) Natural temperature regimes for loggerhead and green turtle nests in the eastern Mediterranean. *Can J Zool-Rev Can Zool* 76:723-729
- 82 Kılıç Ç, Candan O (2014) Hatchling sex ratio, body weight and nest parameters for *Chelonia mydas* nesting on sugözü beaches (Turkey). *Anim Biodivers Conserv* 37:177-182
- 83 Yılmaz C, Oruç, A., Türkozan O. (2015) Marine turtles (*Chelonia mydas* and *Caretta caretta*) nesting along the eastern Mediterranean coast of Turkey: Results from six years of surveying. *Herpetological Journal* Vol. 25 Issue 4, p197-204.
- 84 Türkozan, O., Yılmaz, C. (2008) Loggerhead Turtles, *Caretta caretta*, at Dalyan Beach, Turkey: Nesting activity (2004-2005) and 19-year abundance trend (1987-2005). *Chelonian Conservation and Biology* 7(2), 178- 187.
- 85 Yılmaz C, Turkozan O, Bardakci F (2011) Genetic structure of loggerhead turtle (*Caretta caretta*) populations in Turkey. *Biochem Syst Ecol* 39:266-276
- 86 Bagda E, Bardakci F, Turkozan O (2012) Lower genetic structuring in mitochondrial DNA than nuclear DNA among the nesting colonies of green turtles (*Chelonia mydas*) in the Mediterranean. *Biochem Syst Ecol* 43:192-199
- 87 Turkozan et al. (in press) Local differentiation in the origin of stranded loggerhead turtles, *Caretta caretta*, within an eastern Turkey foraging area
- 88 Türkecan O (2010) Research on the bio-ecology of green turtles (*Chelonia mydas* Linnaeus, 1758). PhD thesis submitted to Hacettepe University Institute of Science. Ankara
- 89 ALMPANIDOU, V., SCHOFIELD, G., KALLIMANNIS, A.S., TÜRKOZAN, O., HAYS, G.C. & MAZARIS, A. 20016. Using climatic suitability thresholds to identify past, present and future population viability. *Ecological Indicators* 71: 551-556.
- 90 MAZARIS, A. D., VOKOU, D., ALMPANIDOU, V., TÜRKOZAN, O. & SGARDELIS, Z. 2015. Low conservatism of climatic niche of sea turtles and implications for predicting future distributions. *Ecosphere*, 6(9): 1-12.
- 91 Türkozan O, Özdilek SY, Ergene S, Uçar AH and others (2013) Strandings of loggerhead (*Caretta caretta*) and green (*Chelonia mydas*) sea turtles along the eastern Mediterranean coast of Turkey. *Herpetolog J* 23:11-15
- 92 TÜRKOZAN, O. & DURMUŞ, H. 2000. A feeding ground for juvenile green turtles, *Chelonia mydas*, on the western coast of Turkey. *The British Herpetological Society Bulletin*. No:71 p.1-5.
- 93 Casale et al (in review)
- 94 Aureggi M (2001) Green Turtle Monitoring Programme, Kazanlı Beach, Turkey, 2001. UNEP MAP/RACSPA. Unpublished report
- 95 Uçar A, Kaska Y, Ergene S, Aymak C, Kaçar Y, Kaska A, İli P (2012) Sex ratio estimation of the most eastern main loggerhead sea turtle nesting site: Anamur beach, Mersin, Turkey. *Israel Journal of Ecology and Evolution* 58:87-100
- 96 Yerli, SV, Canbolat, AF. (1998a) Doğu Akdeniz Bölgesi'ndeki deniz kaplumbağalarının korunmasına yönelik yönetim planı ilkeleri [Principles of management plans for the conservation of marine turtles in the eastern Mediterranean]. Çevre Bakanlığı [Ministry of Environment], Ç.K.G.M. yayını Ankara, 88 pp.

- 97 Selin, I., 2004. Deniz kaplumbağası ve Nil kaplumbağası popülasyonlarının araştırılması ve korunması projesi [Conservation and research of marine turtles (*Caretta caretta* and *Chelonia mydas*) and Nile soft shell turtle, *Trionyx triunguis* in Specially Protected Areas]. Final report to ASPA, 84 pp.
- 98 Van-Piggelen, D.C.G., Strijbosch, H. (1993) The nesting of sea turtles (*Caretta caretta* and *Chelonia mydas*) in the Goksu Delta, Turkey, June-August, 1991. Turkish Journal of Zoology 17, 137-149.
- 99 Peters, A., Verhoeven, K.J.F. (1992) Breeding success of the loggerhead turtle, *Caretta caretta*, and the green turtle *Chelonia mydas*, in the Göksu Delta. Rapport 310, Turkey. Department of Animal Ecology University of Nijmegen, The Netherlands.
- 100 Glen, F., Godley, B.J., Kelly, A., Broderick, A.C. (1997) Marine turtle nesting in the Göksu Delta, Turkey. Marine Turtle Newsletter 77, 17-19.
- 101 Durmuş SH, Ilgaz Ç, Özdemir A, Yerli SV (2011) Nesting Activity of Loggerhead Turtles (*Caretta caretta*) at Göksu Delta, Turkey during 2004 and 2008 nesting seasons. Ecologia Balkanica 3
- 102 Canbolat, A.F., Kaska, Y., Candan, O., Atatunç, K.Y., Sözbilen, D., Akbaba, B., Özyaydınlı, M., Metin, H. (2007) Deniz kaplumbağası yuvalama kumsallarında (Dalyan, Dalaman, Fethiye, Patara, Belek, Demirtaş, Göksu Deltası ve Sugözü-Yumurtalık) 2006 yılı yuvalama sonuçları [Nesting results on marine turtle nesting beaches (Dalyan, Dalaman, Fethiye, Patara, Belek, Demirtaş, Göksu Deltası ve Sugözü- Yumurtalık) in 2006]. 2nd National Marine Turtle Symposium, 25-27 October 2007 Dalyan-Muğla.
- 103 Gökdoğader 2007. Göksu deltası özel çevre koruma bölgesinde deniz kaplumbağası (*Caretta caretta*, *Chelonia mydas*) ve nil kaplumbağası (*Trionyx triunguis*) popülasyonlarının araştırılması ve korunması projesi. T. C. Çevre ve Orman Bakanlığı, Özel Çevre Koruma Kurumu, Mersin Özel Çevre Koruma Müdürlüğü, Mersin.
- 104 Aymak, C., Ergene-Gozukara, S., Kaska, Y., 2005. Reproductive ecology of *Caretta caretta* and *Chelonia mydas* during 2002 and 2003 nesting seasons in Alata, Mersin, Turkey. Second Mediterranean Conference on Marine Turtles, 4-7 May 2005, Antalya, Turkey.
- 105 Ergene, S., Aymak, C., Uçar, A.H. (2006) Nesting activity of the marine turtle (*Chelonia mydas* and *Caretta caretta*) during 2005 in Alata, Mersin-Türkiye, in: Frick, M., Panagopoulou, A., Rees A.F., Williams, K. (Compilers), Book of abstracts, 26th Annual Symposium on Sea Turtle Biology and Conservation, p 293.
- 106 Ergene S, Ergene M, Uçar AH, Aymak C & Kaçar Y (2016) Identification of a New Nesting Beach in Mersin, Turkey: Nesting Activity of Green and Loggerhead Sea Turtles Over 6 Nesting Seasons (2009 - 2014) at Davultepe Beach. MTN 149 6-9.
- 107 Canbolat, A.F., Atatunç, K., Candan, O., Barcak, D. (2005) A new green turtle (*Chelonia mydas*) nesting site in the Mediterranean: Sugözü beaches, Adana (Turkey). Second Mediterranean Conference on Marine turtles, 4-7 May 2005, Kemer, Turkey.
- 108 Atabey, S. & Taskavak, E. 2001. Deniz Kaplumbağalarının Karides Trollerinden Dışlanması Üzerine Bir Ön Çalışma. Ege Üniversitesi Su Ürünleri Dergisi 2001. ISSN 1300-1590. İzmir (A preliminary study on the prawn trawls excluding sea turtles. Ege University, Faculty of Fisheries)
- 109 Ergene, S. & Ucar, A.H. 2017. A Leatherback Sea Turtle Entangled in Fishing Net in Mersin Bay, Mediterranean Sea, Turkey. MTN No:153. Page 4-6.
- 110 Oruç, A. 2001. Trawl fisheries in the Eastern Mediterranean and their impact on marine turtles. Zoology in the Middle East 24:119-125
- 111 Mete, A., Tosunoğlu, Z., Kaykaç, M.H., Aydın, C. Ege Denizi'nde deniz kaplumbağalarının av araçları ile olan etkileşimleri. Ege Üniversitesi Bilimsel Araştırma Projesi, 2016/SÜF/009 (devam ediyor). (Interaction between marine turtles and fishing gears in the Aegean Sea Research Project of Ege University, Faculty of Fisheries. 2016-ongoing-)
- 112 Oruç, A., Tural, U. and Cesur, T. 2011. A review of potential marine habitats for marine turtles in Turkey. MTN No:131. Page 23-26.